



City of

# GRAND HAVEN

Adopted Budget | FY 2026-2027



# City of Grand Haven

## FY 2026-27 Budget Message

May 1, 2026

Mayor and City Council,

Enclosed is the budget for the City of Grand Haven for the fiscal year beginning July 1, 2026, and ending June 30, 2027. The budget outlines projected revenues and expenditures and provides an overall depiction of the City's operational and capital plans. The budget, as adopted by City Council:

- Authorizes the fees and revenues collected by the City, and
- Authorizes the expenditures proposed in all Funds, and
- Complies with the Uniform Budgeting and Accounting Act, and
- Serves as a snapshot and indicator of the City's fiscal health.

The budget is the result of collaboration, forecasting, and intentionality. Beginning in November of the year prior, the budget process extends through May with several months of engagement, discussion, review, and alignment. At the direction of City Council, staff sets forth budget priorities that align with the City's mission and strategic objectives.

The budget document itself is divided into several sections and is categorized according to fund type. In the following pages, you will find detail on each Fund and ultimately each function of the City.

### **2026-2027 Budget**

Attributable to the conservative and creative budgeting practices of City departments, the General Fund remains in a positive position, and projected cash flow for the coming fiscal year is adequate.

The fiscal year 2026–2027 budget also addresses current City Council priorities. These include funding the treatment of invasive species threatening the City's urban tree canopy, undertaking a comprehensive website overhaul to improve accessibility and information sharing, conducting a tree canopy survey to support long-term forest management efforts, refurbishing the overlook on Harbor Island along with other park improvements, investing in aging infrastructure, reinstating sidewalk clearing services, and making a surplus contribution to reduce the City's pension liability.

The budget is complete and reflects the priorities of City Council. With this budget, the City can continue to provide a high level of service to its residents while maintaining a positive fiscal outlook.

**Looking Forward**

As noted in prior years, while progress has been made, the City continues to face significant long-term financial obligations, including environmental remediation of Harbor Island, unfunded pension liabilities, and increasing debt service payments. Balancing these obligations with sustainable funding strategies will remain critical.

**Conclusion**

It is important that we continue seeking ways to optimize efficiency while remaining responsive to the needs of residents. Ongoing benchmarking and evaluation of operations provide the fiscal flexibility necessary to achieve this balance.

We remain committed to the long-term fiscal health of the City of Grand Haven. The annual budget is a significant undertaking, and it is important to recognize the leadership team whose efforts make this document possible. The integrity, dedication, and professionalism of City staff are exceptional, and I extend sincere appreciation to each department for their continued commitment to our shared vision.

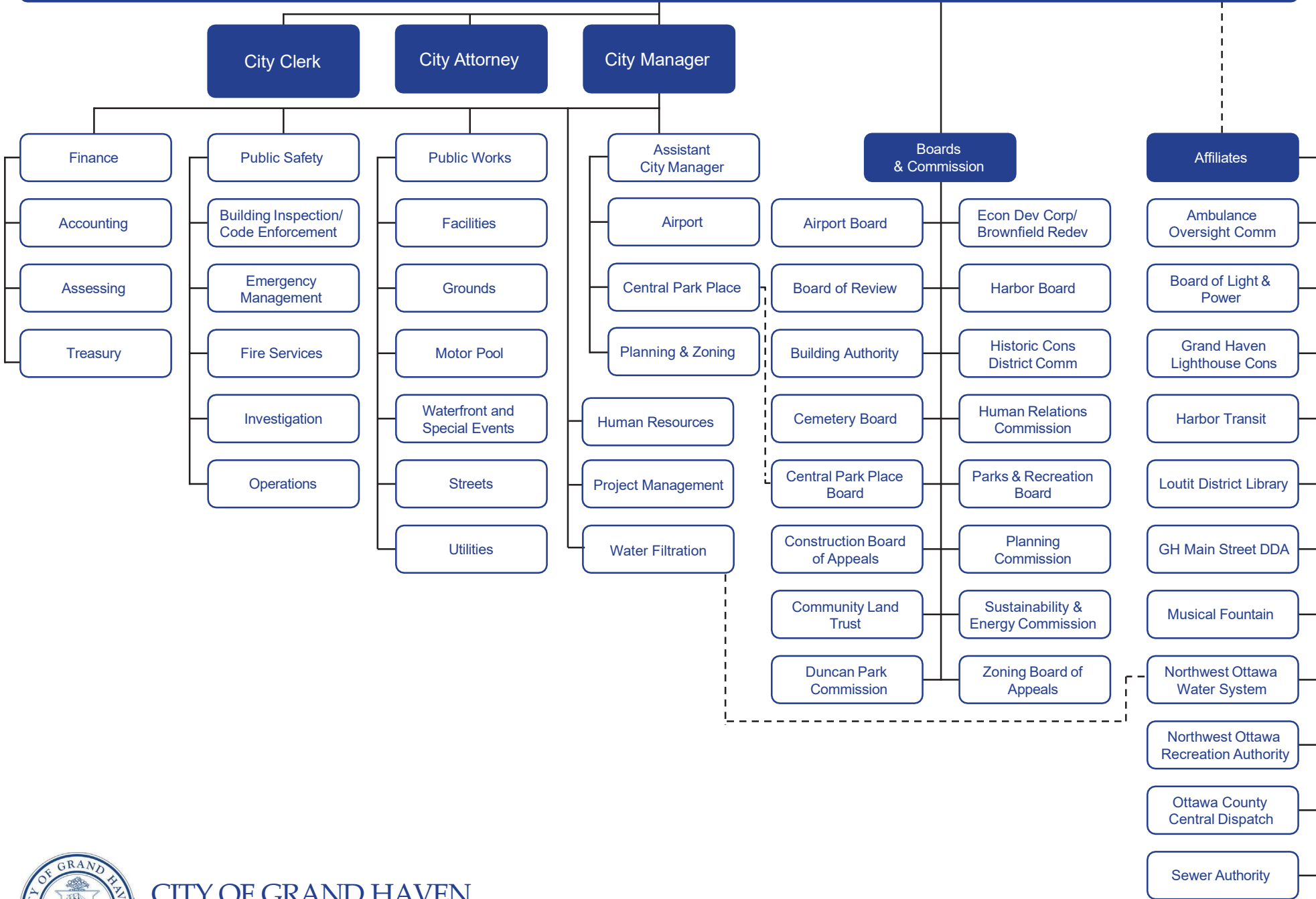
We look forward to building upon our progress in fiscal year 2026–2027.

Respectfully,

A handwritten signature in black ink, appearing to read 'Ashley Latsch', written in a cursive style.

Ashley Latsch  
City Manager

# CITY COUNCIL



# Personnel by Fiscal Year



## PERSONNEL - CITY OF GRAND HAVEN, COMPONENT UNITS, AND INTERGOVERNMENTAL UNITS

Department	FY2022-23			FY2023-24			FY2024-25			FY2025-26			FY2026-27		
	Full Time	Part Time	Other	Full Time	Part Time	Other	Full Time	Part Time	Other	Full Time	Part Time	Other	Full Time	Part Time	Other
City Manager's Office	4.0	0.0	0	4.0	0.0	0	3.0	0.0	0	4.0	0.0	0	4.0	0.0	0
Human Resources	1.0	0.0	0	1.0	0.0	0	1.0	0.0	0	1.0	0.0	0	1.0	0.5	0
Planning	1.0	0.0	1	1.0	0.0	0	1.0	0.0	0	1.0	0.0	0	1.0	0.0	0
Central Park Place	2.0	0.0	18	1.0	0.5	0	1.0	0.5	0	2.0	0.5	0	2.0	0.5	2
Clerk's Office	2.0	0.5	41	2.0	0.5	45	3.0	0.0	45	3.0	0.0	45	3.0	0.0	51
Finance/Treasury/Assessing	5.0	1.0	1	5.0	1.0	0	5.0	1.0	0	5.0	1.0	0	5.0	1.0	0
Public Safety	42.0	2.0	8	42.0	2.0	8	42.0	2.0	8	42.0	3.0	7	43.0	2.5	7
Public Works	42.0	2.5	32	42.0	2.5	50	40.0	2.5	50	39.0	2.5	47	40.0	2.0	40
NOWS	9.0	0.0	0	9.0	0.0	0	8.0	0.5	0	8.0	0.0	0	8.0	0.0	0
Sewer Authority	9.0	0.0	0	9.0	0.0	0	9.0	0.0	0	9.0	0.0	0	9.0	0.0	0
GH Main Street DDA	1.0	0.0	0	1.0	0.0	0	1.0	0.0	0	1.0	0.0	0	1.0	0.0	0
NORA	3.0	0.0	19	3.0	0.0	10	3.0	0.0	10	3.0	0.0	12	2.0	0.0	10
<b>Total</b>	<b>121.0</b>	<b>6.0</b>	<b>120.0</b>	<b>120.0</b>	<b>6.5</b>	<b>113.0</b>	<b>117.0</b>	<b>6.5</b>	<b>113.0</b>	<b>118.0</b>	<b>7.0</b>	<b>111.0</b>	<b>119.0</b>	<b>6.5</b>	<b>110.0</b>
			247.0			239.5			236.5			236.0			235.5
<b>LESS GH Main St, NORA:</b>	<b>117.0</b>	<b>6.0</b>	<b>101.0</b>	<b>116.0</b>	<b>6.5</b>	<b>103.0</b>	<b>113.0</b>	<b>6.5</b>	<b>103.0</b>	<b>114.0</b>	<b>7.0</b>	<b>99.0</b>	<b>116.0</b>	<b>6.5</b>	<b>100.0</b>



**CITY OF GRAND HAVEN**  
**FY2026-27 BUDGET**  
**FUND REVENUE, EXPENDITURES & OPERATING SURPLUS/(DEFICIT)**

				Deficits shown assume use of available Fund Balance
Fund	Fund Name	Revenue	Expenditures	Surplus/(Deficit)
<b>CITY FUNDS</b>				
101	General Fund	\$ 19,821,758	\$ 19,821,488	\$ 270
151	Cemetery Perpetual Care Fund	60,000	15,000	45,000
202	Major Streets Fund	2,357,523	2,356,497	1,026
203	Local Streets Fund	1,159,900	1,159,455	445
235	Public Safety Millage Fund	1,550,000	332,500	1,217,500
272	2008/17 Infrastructure Bond Revenue Fund	985,100	833,229	151,871
273	2014 Capital Projects Bond Revenue Fund	427,500	427,500	-
274	2015 Infrastructure Bond Revenue Fund	905,100	477,600	427,500
276	Lighthouse Maintenance Fund	185,000	185,000	-
278	Community Land Trust	17,760	13,740	4,020
372	2008/17 Infrastructure Debt Service Fund	833,229	833,229	-
373	2014 Capital Projects Debt Service Fund	243,564	243,564	-
374	2015 Infrastructure Debt Service Fund	477,600	477,600	-
384	2020 Warber Drain Debt Service Fund	68,769	68,769	-
401	Public Improvement Fund	629,855	622,900	6,955
402	Fire Truck Replacement Fund	110,000	-	110,000
410	Harbor Island Remediation Fund	3,801,283	3,125,205	676,078
496	Infrastructure Millage Fund	891,100	200,000	691,100
581	Airport Fund	630,165	785,494	(155,329)
590	City Sewer Fund	3,875,900	4,980,004	(1,104,104)
591	City Water Fund	3,840,954	6,177,641	(2,336,687)
594	Marina Fund	297,500	434,159	(136,659)
597	Boat Launch Fund	58,000	30,765	27,235
661	Motorpool Fund	1,427,250	2,889,555	(1,462,305)
677	Insurance Fund	622,500	620,400	2,100
678	OPEB/Retiree Health Benefits Fund	783,900	768,550	15,350
679	Health Benefits Fund	3,365,000	3,427,900	(62,900)
731	Retirement Health Benefits Fund	-	-	-
	<b>Total City Funds</b>	<b>\$ 49,426,210</b>	<b>\$ 51,307,744</b>	<b>\$ (1,881,534)</b>
<b>COMPONENT UNIT FUNDS</b>				
242	Brownfield LBRF TIF Revenue Fund	-	-	-
243	Brownfield Redevelopment Fund	735,231	728,516	6,715
246	Brownfield TIF Grand Landing Revenue Fund	1,000,000	1,000,000	-
244	Economic Development Corp	\$ 4,099	\$ 10,000	\$ (5,901)
248	Grand Haven Main Street DDA	247,505	226,787	20,718
245	Downtown TIF Revenue Fund	1,411,931	1,138,667	273,264
394	Downtown TIF Debt Service Fund	788,666	788,666	-
<b>INTERGOVERNMENTAL AUTHORITIES</b>				
508	Northwest Ottawa Recreation Auth (NORA)	\$ 351,342	\$ 325,292	\$ 26,050
509	GH/SL Sewer Authority	3,871,522	4,717,490	(845,968)
510	Northwest Ottawa Water System (NOWS)	3,370,800	3,550,743	(179,943)

**CITY OF GRAND HAVEN  
FY2026-27 BUDGET  
ESTIMATED FUND BALANCE AND CASH BALANCES**

Fund	Fund Name	Fund Balance 07/01/2025	Estimated Fund Balance 06/30/2026	Estimated Fund Balance 06/30/2027	Cash Balance 07/01/2025	Estimated Cash Balance 06/30/2026	Estimated Cash Balance 06/30/2027
<b>CITY FUNDS</b>							
101	General Fund	\$ 9,105,692	\$ 9,108,715	\$ 9,108,985	\$ 9,057,632	\$ 9,060,643	\$ 9,060,913
151	Cemetery Perpetual Care Fund	954,905	1,009,904	1,054,904	954,904	1,009,904	1,054,904
202	Major Streets Fund	276,117	414,019	415,045	418,660	556,563	557,589
203	Local Streets Fund	939,488	991,059	991,504	1,060,926	1,112,493	1,112,938
235	Public Safety Millage Fund	-	-	1,217,500	-	-	1,217,500
272	2008/17 Infrastructure Bond Revenue Fund	1,327,056	1,480,294	1,632,165	1,327,056	1,480,294	1,632,165
273	2014 Capital Projects Bond Revenue Fund	325,632	325,632	325,632	325,632	325,632	325,632
274	2015 Infrastructure Bond Revenue Fund	1,746,841	1,912,967	2,340,467	1,746,840	1,912,967	2,340,467
276	Lighthouse Maintenance Fund	-	-	-	(6,216)	(0)	(0)
278	Community Land Trust	62,470	67,610	71,630	61,660	66,800	70,820
372	2008/17 Infrastructure Debt Service Fund	-	-	-	-	-	-
373	2014 Capital Projects Debt Service Fund	-	-	-	-	-	-
374	2015 Infrastructure Debt Service Fund	-	-	-	-	-	-
384	2020 Warber Drain Debt Service Fund	-	-	-	-	-	-
401	Public Improvement Fund	1,420,197	1,262,937	1,269,892	1,909,864	1,752,604	1,759,559
402	Fire Truck Replacement Fund	409,931	524,931	634,931	409,931	524,931	634,931
410	Harbor Island Remediation Fund	1,103,418	1,752,118	2,428,196	1,732,597	2,381,297	3,057,375
496	Infrastructure Millage Fund	1,875,465	2,725,564	3,416,664	1,875,464	2,725,564	3,416,664
581	Airport Fund	1,605,751	2,246,376	2,263,547	408,815	423,991	428,662
590	City Sewer Fund	11,846,110	12,097,032	12,521,158	3,126,814	2,374,994	1,555,890
591	City Water Fund	15,338,568	15,803,610	15,207,306	3,958,909	4,302,067	2,350,380
594	Marina Fund	1,919,699	1,721,521	1,584,862	375,572	92,396	55,737
597	Boat Launch Fund	125,471	153,308	180,543	117,148	146,783	175,818
661	Motorpool Fund	4,476,517	4,464,290	4,369,685	1,634,956	1,910,125	1,027,820
677	Insurance Fund	1,458,809	1,493,652	1,495,752	1,458,933	1,493,777	1,495,877
678	OPEB/Retiree Health Benefits Fund	1,181,058	1,214,347	1,229,697	1,143,078	1,176,368	1,191,718
679	Health Benefits Fund	1,510,543	1,202,239	1,139,339	1,656,267	1,347,963	1,285,063
731	Retirement Health Benefits Fund	2,564,541	2,564,541	2,564,541	2,564,541	2,564,541	2,564,541
	<b>Total City Funds</b>	<b>\$ 61,574,279</b>	<b>\$ 64,536,666</b>	<b>\$ 67,463,945</b>	<b>\$ 37,319,984</b>	<b>\$ 38,742,698</b>	<b>\$ 38,372,964</b>
<b>COMPONENT UNIT FUNDS</b>							
242	Brownfield LBRF TIF Revenue Fund	\$ 105,730	\$ 105,730	\$ 105,730	\$ 105,730	\$ 105,730	\$ 105,730
243	Brownfield Redevelopment Fund	166,231	134,122	140,837	173,603	141,494	148,209
246	Brownfield TIF Grand Landing Revenue Fund	154,996	-	-	154,996	0	0
244	Economic Development Corp	292,089	288,038	282,137	140,362	136,311	130,410
248	Grand Haven Main Street DDA	162,442	151,486	172,204	156,890	165,937	186,655
245	Downtown TIF Revenue Fund	1,024,197	1,539,567	1,812,831	1,022,768	1,538,139	1,811,403
394	Downtown TIF Debt Service Fund	-	-	-	-	-	-
<b>INTERGOVERNMENTAL UNITS</b>							
508	Northwest Ottawa Recreation Auth (NORA)	\$ 16,363	\$ 38,820	\$ 64,870	\$ 29,608	\$ 52,067	\$ 78,117
509	GH/SL Sewer Authority	\$ 7,437,607	\$ 7,354,582	\$ 7,149,614	2,399,489	2,238,870	2,212,902
510	Northwest Ottawa Water System (NOWS)	\$ 14,751,817	\$ 17,446,391	\$ 17,467,448	2,146,775	5,155,108	5,755,165

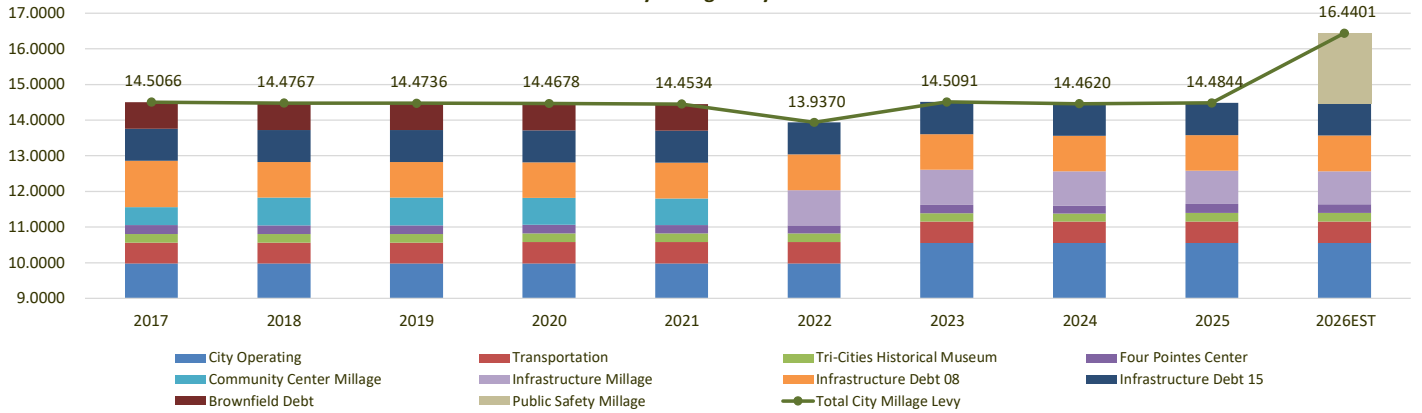
^Fund Balance includes Fixed Assets

\*Cash Balance not reduced by depreciation

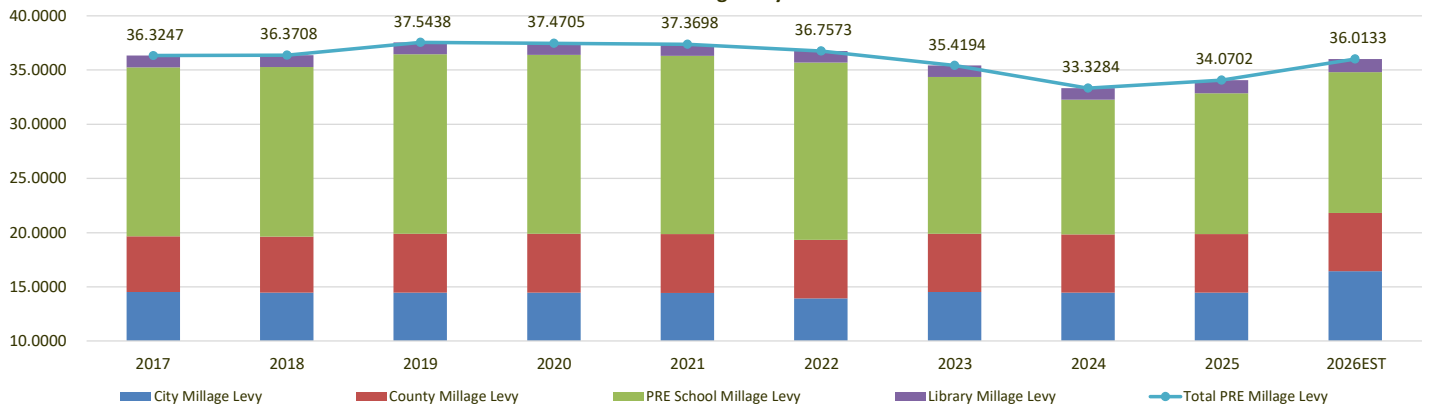
**SUMMARY OF MILLAGE RATES**

	2017	2018	2019	2020	2021	2022	2023	2024	2025	2026EST
<b>Total Millage Rate</b>										
PRE	36.3247	36.3708	37.5438	37.4705	37.3698	36.7573	35.4194	33.3284	34.0702	36.0133
Non-PRE	54.3247	54.3708	55.5438	55.4705	55.3698	54.7573	53.4194	51.3284	52.0702	54.0133
<b>MSDDA</b>	1.7827	1.7827	1.7736	1.7331	1.6821	1.6481	1.6368	1.6043	1.5778	1.5778
<b>Taxing Units</b>										
<b>City Millage Levies</b>										
City Operating	9.9814	9.9814	9.9814	9.9814	9.9814	9.9814	10.5535	10.5535	10.5535	10.5535
Transportation	0.5800	0.5800	0.5800	0.6000	0.6000	0.6000	0.6000	0.6000	0.6000	0.6000
Tri-Cities Historical Museum	0.2476	0.2460	0.2486	0.2435	0.2406	0.2370	0.2370	0.2293	0.2461	0.2429
Four Pointes Center	0.2476	0.2460	0.2446	0.2396	0.2368	0.2333	0.2333	0.2257	0.2461	0.2429
Infrastructure Debt 08	1.3000	1.0000	1.0000	1.0000	1.0000	1.0000	1.0000	1.0000	1.0000	1.0000
Infrastructure Debt 15	0.9000	0.9000	0.9000	0.9000	0.9000	0.9000	0.9000	0.9000	0.9000	0.9000
Infrastructure Millage						0.9853	0.9853	0.9535	0.9387	0.9266
Public Safety Millage										1.9742
Community Center Millage	0.5000	0.7733	0.7690	0.7533	0.7446					
Brownfield Debt	0.7500	0.7500	0.7500	0.7500	0.7500					
<b>Total City Millage Levy</b>	14.5066	14.4767	14.4736	14.4678	14.4534	13.9370	14.5091	14.4620	14.4844	16.4401
<b>County Millage Levies</b>										
County Operating	3.6000	3.6000	3.9000	3.9000	3.9000	3.9000	3.9000	3.9000	3.9000	3.9000
County Comm Mental Health	0.2963	0.2963	0.2948	0.2923	0.2892	0.2859	0.2859	0.2832	0.2802	0.2802
County 911	0.4346	0.4346	0.4325	0.4288	0.4243	0.4767	0.4767	0.4722	0.4111	0.4111
County Parks	0.3277	0.3277	0.3261	0.3233	0.3199	0.4195	0.4195	0.4155	0.3100	0.3100
County Roads	0.4939	0.4939	0.4915	0.4873	0.4822	0.3163	0.3163	0.3133	0.4672	0.4672
<b>Total County Millage Levy</b>	5.1525	5.1525	5.4449	5.4317	5.4156	5.3984	5.3984	5.3842	5.3685	5.3685
<b>School Millage Levies</b>										
Intermediate School	5.4577	5.4577	6.3414	6.2906	6.2245	6.1546	6.1546	6.0962	6.3164	6.3164
GH School Operating (PRE)	-	-	-	-	-	-	-	-	-	-
GH School Debt	4.1200	4.2000	4.2000	4.2000	4.2000	4.2000	2.2900	0.3300	0.6960	0.6960
Michigan State Education Tax	6.0000	6.0000	6.0000	6.0000	6.0000	6.0000	6.0000	6.0000	6.0000	6.0000
GH School Op (Non-PRE)	18.0000	18.0000	18.0000	18.0000	18.0000	18.0000	18.0000	18.0000	18.0000	18.0000
PRE School Millage Levy	15.5777	15.6577	16.5414	16.4906	16.4245	16.3546	14.4446	12.4262	13.0124	13.0124
<b>Library Millage Levies</b>										
Library Operating	0.9689	0.9689	0.9689	0.9654	0.9613	0.9523	0.9523	0.9410	0.9352	0.9244
Library Supplemental									0.1547	0.1529
Library Debt	0.1190	0.1150	0.1150	0.1150	0.1150	0.1150	0.1150	0.1150	0.1150	0.1150
<b>Total Library Millage Levy</b>	1.0879	1.0839	1.0839	1.0804	1.0763	1.0673	1.0673	1.0560	1.2049	1.1923

**City Millage Levy**



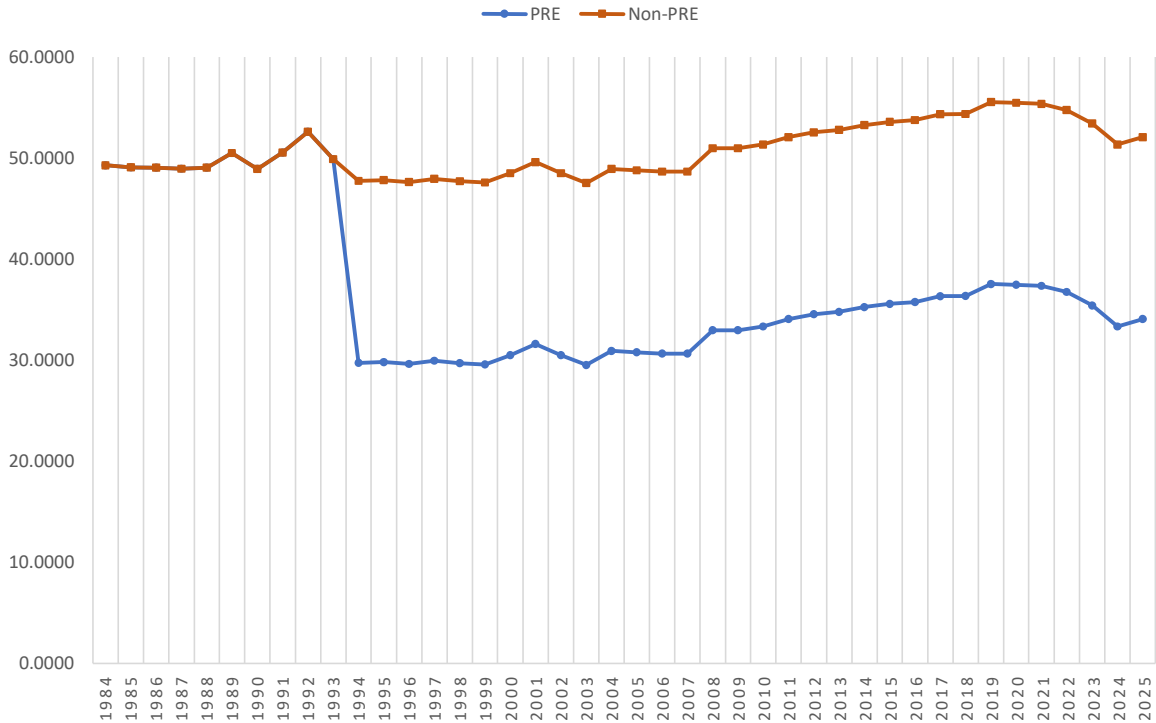
**Total Millage Levy**



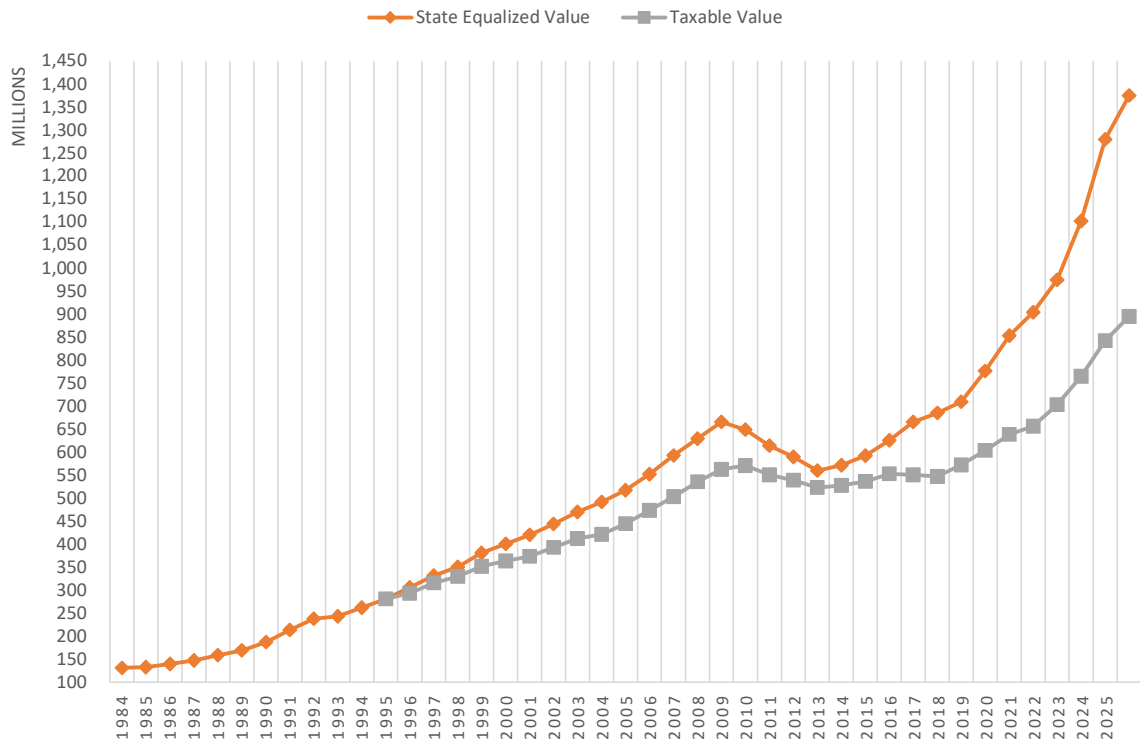
**HISTORICAL PROPERTY VALUES AND MILLAGE RATES**

Tax Year	Fiscal Year	Ad Valorem Only Property Values				Millage Rates		Tax Year
		Taxable Value	% Change	State Equalized Value	% Change	PRE	Non-PRE	
1983	1983-84			130,954,420		49.4330	49.4330	1983
1984	1984-85			132,387,050	1.09%	49.2780	49.2780	1984
1985	1985-86			139,300,350	5.22%	49.0780	49.0780	1985
1986	1986-87			146,826,150	5.40%	49.0430	49.0430	1986
1987	1987-88			158,537,800	7.98%	48.9477	48.9477	1987
1988	1988-89			168,620,550	6.36%	49.0478	49.0478	1988
1989	1989-90			186,869,450	10.82%	50.4967	50.4967	1989
1990	1990-91			213,501,750	14.25%	48.9256	48.9256	1990
1991	1991-92			237,362,950	11.18%	50.5479	50.5479	1991
1992	1992-93			242,929,600	2.35%	52.6083	52.6083	1992
1993	1993-94			261,977,200	7.84%	49.8900	49.8900	1993
1994	1994-95	280,878,550		280,878,550	7.21%	29.7387	47.7387	1994
1995	1995-96	293,142,449	4.37%	305,568,400	8.79%	29.8163	47.8163	1995
1996	1996-97	315,353,452	7.58%	331,053,424	8.34%	29.6338	47.6338	1996
1997	1997-98	329,160,385	4.38%	350,226,650	5.79%	29.9385	47.9385	1997
1998	1998-99	351,030,650	6.64%	380,556,300	8.66%	29.7128	47.7128	1998
1999	1999-2000	363,206,211	3.47%	400,477,300	5.23%	29.5885	47.5885	1999
2000	2000-01	373,159,182	2.74%	420,105,600	4.90%	30.5042	48.5042	2000
2001	2001-02	392,941,473	5.30%	443,756,550	5.63%	31.5964	49.5964	2001
2002	2002-03	411,531,839	4.73%	469,664,050	5.84%	30.5079	48.5079	2002
2003	2003-04	420,772,138	2.25%	491,508,650	4.65%	29.5379	47.5379	2003
2004	2004-05	444,404,563	5.62%	516,650,900	5.12%	30.9215	48.9215	2004
2005	2005-06	473,082,355	6.45%	551,574,000	6.76%	30.7947	48.7947	2005
2006	2006-07	503,119,284	6.35%	592,147,050	7.36%	30.6540	48.6540	2006
2007	2007-08	535,535,983	6.44%	628,955,500	6.22%	30.6577	48.6577	2007
2008	2008-09	561,603,485	4.87%	665,308,900	5.78%	32.9702	50.9702	2008
2009	2009-10	570,391,535	1.56%	648,515,550	-2.52%	32.9659	50.9659	2009
2010	2010-11	550,086,534	-3.56%	613,751,250	-5.36%	33.3359	51.3359	2010
2011	2011-12	538,695,978	-2.07%	589,073,750	-4.02%	34.0859	52.0859	2011
2012	2012-13	522,667,309	-2.98%	559,336,742	-5.05%	34.5452	52.5452	2012
2013	2013-14	527,126,556	0.85%	570,887,080	2.07%	34.7898	52.7898	2013
2014	2014-15	535,844,387	1.65%	591,892,700	3.68%	35.2598	53.2598	2014
2015	2015-16	552,384,308	3.09%	625,488,146	5.68%	35.5801	53.5801	2015
2016	2016-17	550,570,272	-0.33%	665,068,830	6.33%	35.7667	53.7667	2016
2017	2017-18	546,984,677	-0.65%	684,749,100	2.96%	36.3247	54.3247	2017
2018	2018-19	571,658,019	4.51%	708,840,800	3.52%	36.3708	54.3708	2018
2019	2019-20	603,614,565	5.59%	775,972,300	9.47%	37.5438	55.5438	2019
2020	2020-21	638,034,440	5.70%	852,441,400	9.85%	37.4705	55.4705	2020
2021	2021-22	655,622,073	2.76%	903,460,000	5.98%	37.3698	55.3698	2021
2022	2022-23	702,785,162	7.19%	973,987,300	7.81%	36.7573	54.7573	2022
2023	2023-24	764,630,476	8.80%	1,101,281,100	13.07%	35.4194	53.4194	2023
2024	2024-25	841,965,792	10.11%	1,278,830,800	16.12%	33.3284	51.3284	2024
2025	2025-26	894,172,147	6.20%	1,374,099,100	7.45%	34.0702	52.0702	2025
2026EST	2026-27	940,919,764	5.23%	1,429,681,596	4.05%	36.0133	54.0133	2026EST

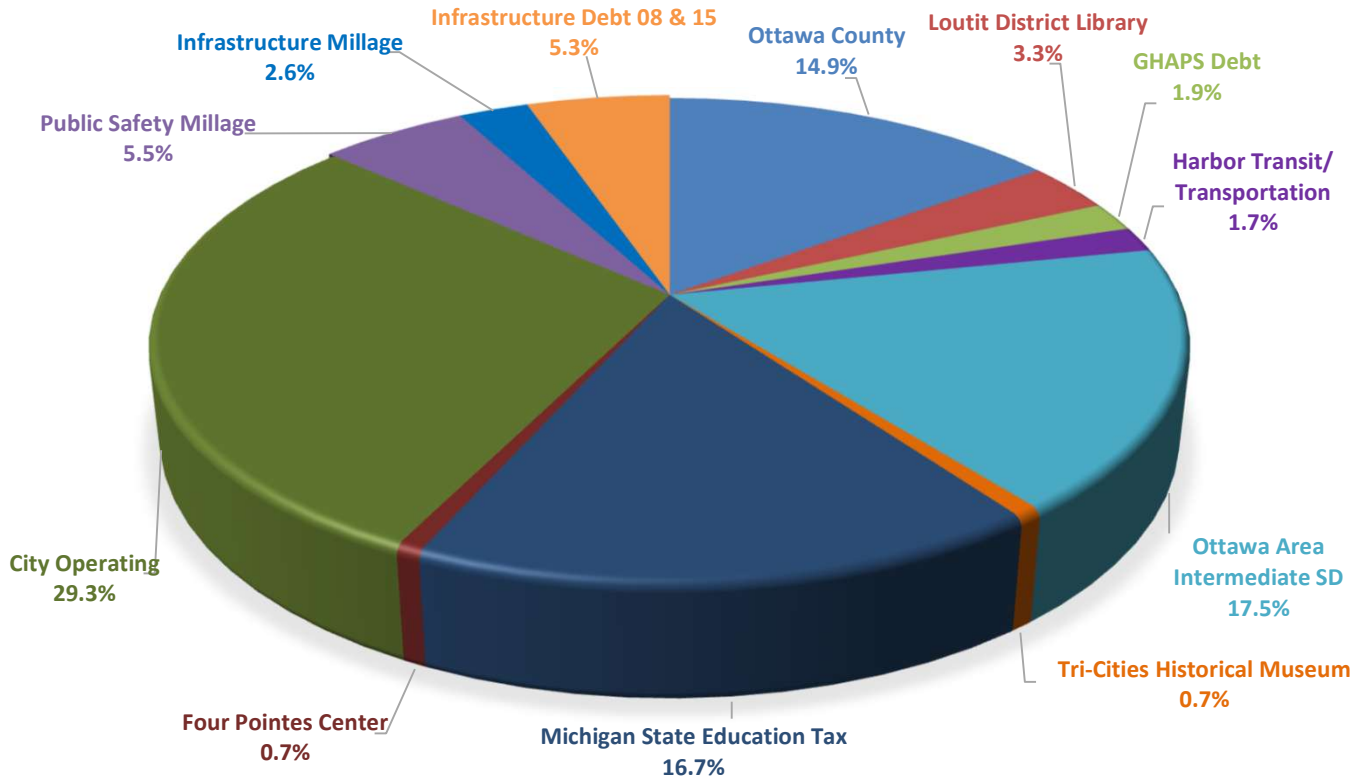
### MILLAGE RATE HISTORY



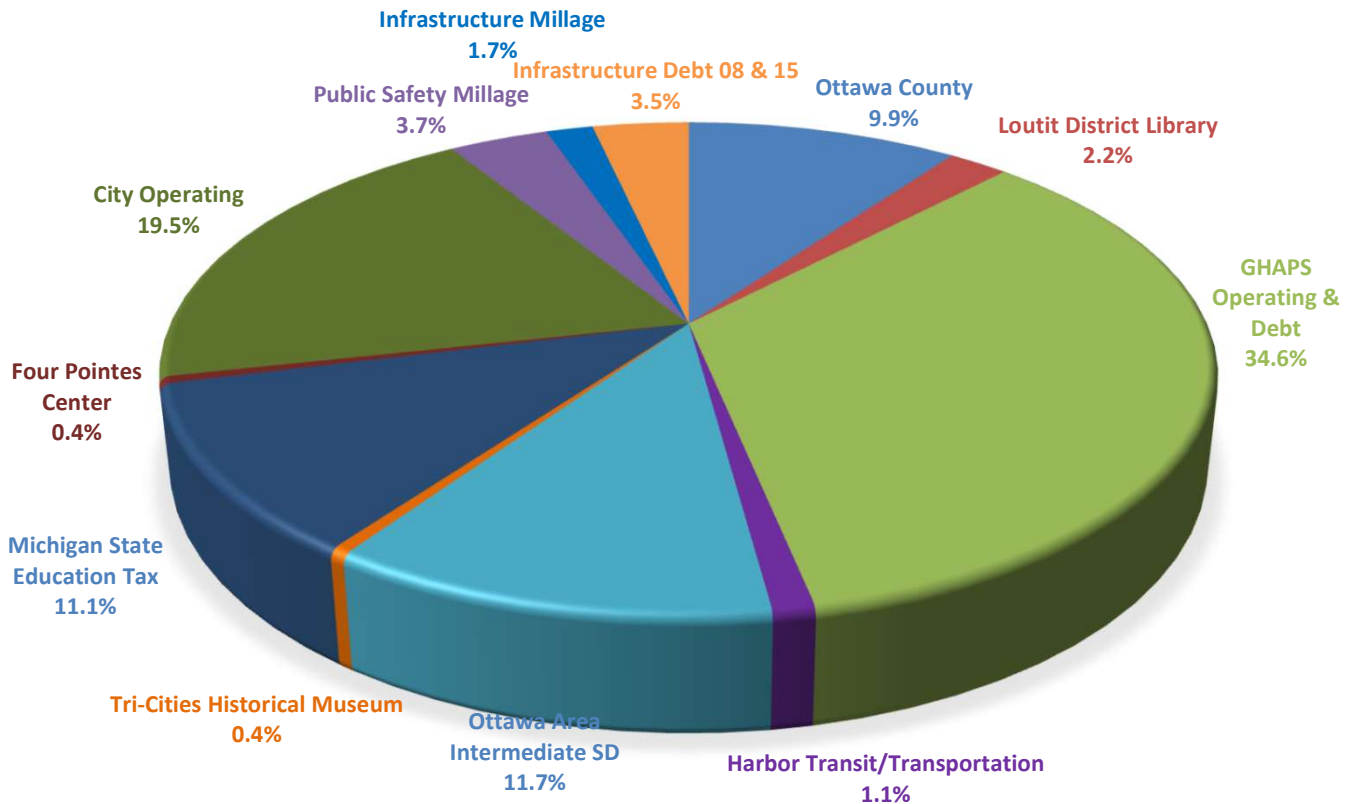
### SEV AND TAXABLE VALUE HISTORY



## WHERE YOUR TAX DOLLARS GO HOMESTEAD (PRE) PROPERTIES

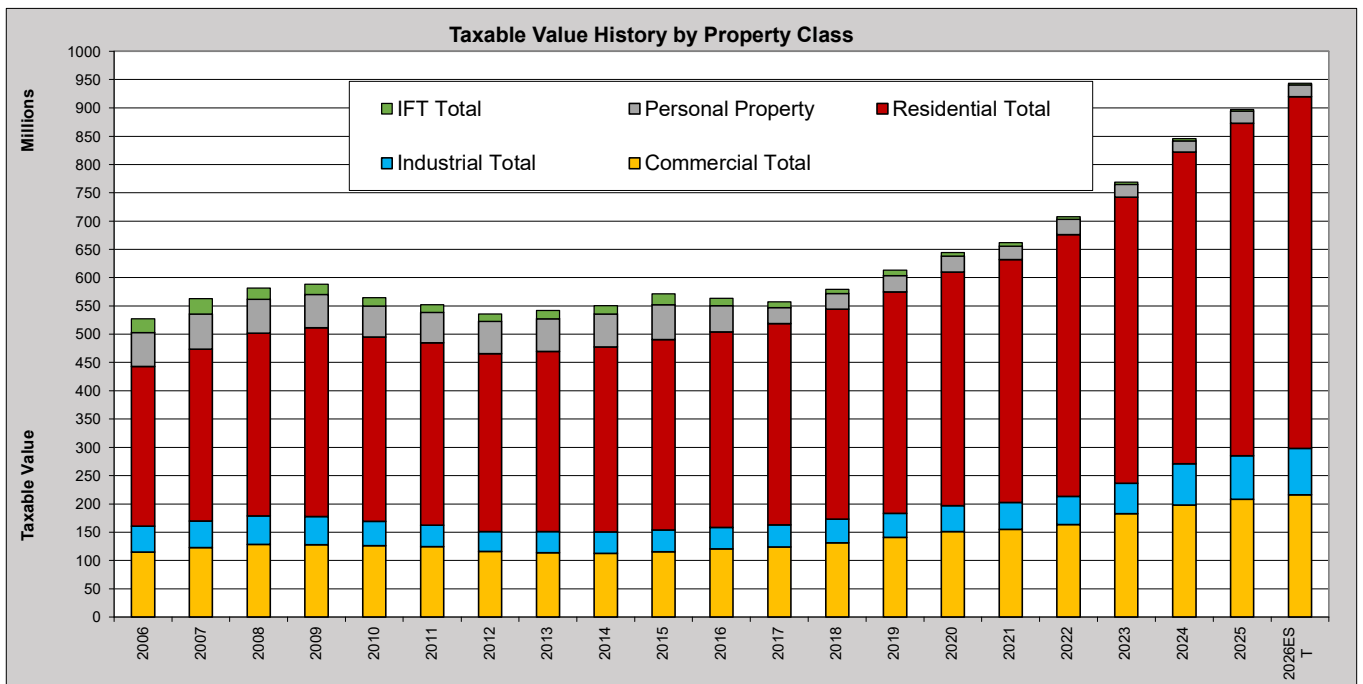
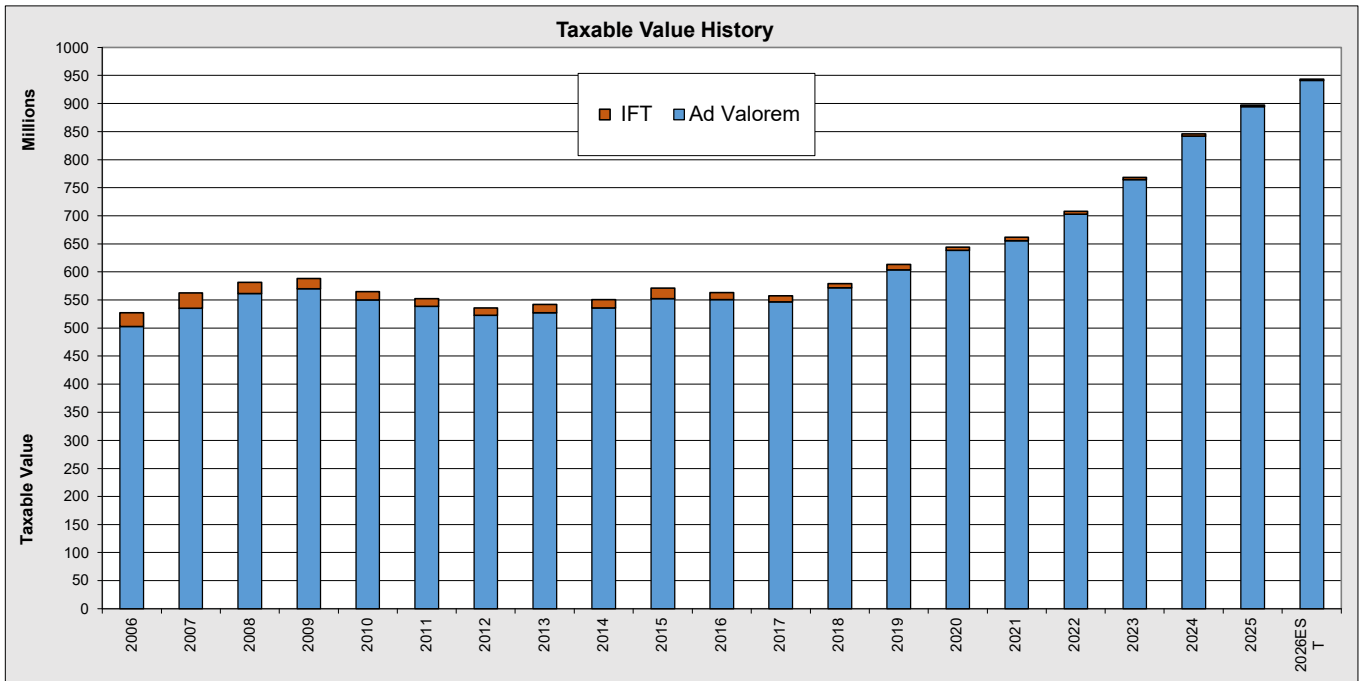


## WHERE YOUR TAX DOLLARS GO NON-HOMESTEAD (NON-PRE) PROPERTIES



## Property Valuation for Taxation Purposes - Total Taxable Value

Type	Year	Ad Valorem	Combined	Ad Valorem	IFT	Commercial	Industrial	Residential	Personal	IFT
	July 1	SEV Total	Total	Total	Total	Total	Total	Total	Property	Total
TV	2006	592,147,050	527,091,166	503,119,284	23,971,872	114,836,660	45,914,492	282,296,082	60,072,050	23,971,872
TV	2007	628,955,500	562,803,317	535,535,983	27,267,334	122,354,082	47,600,039	303,356,662	62,225,200	27,267,334
TV	2008	665,308,900	581,226,680	561,603,485	19,623,195	128,606,686	50,435,828	323,042,871	59,518,100	19,623,195
TV	2009	648,515,550	587,981,009	570,391,535	17,589,474	128,128,249	49,669,865	333,531,221	59,062,200	17,589,474
TV	2010	613,751,250	564,588,528	550,086,534	14,501,994	126,471,894	42,786,045	326,114,445	54,714,150	14,501,994
TV	2011	589,073,750	552,025,806	538,695,978	13,329,828	124,367,842	38,098,009	322,542,077	53,688,050	13,329,828
TV	2012	559,336,742	535,855,496	522,667,309	13,188,187	115,643,519	35,354,862	314,690,828	56,978,100	13,188,187
TV	2013	570,887,080	542,093,846	527,126,556	14,967,290	113,580,643	37,674,050	318,447,663	57,424,200	14,967,290
TV	2014	591,892,700	550,282,232	535,844,387	14,437,845	112,505,682	37,976,370	326,747,935	58,614,400	14,437,845
TV	2015	625,488,146	571,242,669	552,384,308	18,858,361	115,481,609	38,391,779	336,956,420	61,554,500	18,858,361
TV	2016	665,068,830	563,212,037	550,570,272	12,641,765	120,218,906	38,151,635	346,029,431	46,170,300	12,641,765
TV	2017	684,749,100	557,242,160	546,984,677	10,257,483	123,694,991	39,043,880	356,085,106	28,160,700	10,257,483
TV	2018	708,840,800	579,132,946	571,658,019	7,474,927	131,598,214	41,379,170	371,016,435	27,664,200	7,474,927
TV	2019	775,972,300	613,378,644	603,614,565	9,764,079	140,980,565	42,602,775	391,249,825	28,781,400	9,764,079
TV	2020	852,441,400	644,209,957	638,034,440	6,175,517	150,932,652	45,829,448	413,074,140	28,198,200	6,073,017
TV	2021	903,460,000	661,489,458	655,622,073	5,867,385	155,132,073	47,553,229	429,281,971	23,654,800	5,867,385
TV	2022	973,987,300	707,564,285	702,785,162	4,779,123	163,309,524	50,172,559	462,585,279	26,717,800	4,779,123
TV	2023	1,101,281,100	768,550,820	764,630,476	3,920,344	182,450,180	54,224,135	505,193,861	22,762,300	3,920,344
TV	2024	1,278,830,800	845,823,343	841,965,792	3,857,551	197,879,143	73,347,748	550,623,401	20,115,500	3,857,551
TV	2025	1,374,099,100	897,145,266	894,172,147	2,973,119	208,366,699	76,664,337	588,203,911	20,937,200	2,973,119
TV	2026EST	1,429,681,596	943,575,390	940,919,764	2,655,626	216,099,806	81,787,021	621,759,437	21,273,500	2,655,626



City of Grand Haven Millage Rate to Revenue Analysis 4/29/2026						2026-27 PROPOSED BUDGET			
Property Classification	Actual 2025 Taxable Value	Projected 2026 Taxable Value 4/29/2026	Percent Change	State CPI	% of Total Valuation	Millage Rate Description	Actual 2025 Millage Rate	Projected 2026 Millage Rate	Difference
Agricultural				2.70%	100.00%	Undesignated	10.2035	10.2035	0.0000
Commercial	208,366,699	216,099,806	3.71%		26.18%	DESIGNATED			
Industrial	76,664,337	81,787,021	6.68%		9.91%	Street Resurfacing	0.2500	0.1750	-0.0750
Residential	588,203,911	621,759,437	5.70%		75.32%	Street Program	0.1000	0.1750	0.0750
Total Real	873,234,947	919,646,264	5.31%			Total General Ops Millage	10.5535	10.5535	0.0000
Personal	20,937,200	21,273,500	1.61%		2.58%	EXTRA VOTED MILLAGE			
Total Ad Valorem	894,172,147	940,919,764	5.23%			Four Pointes Center	0.2461	0.2429	-0.0032
Less TIFS	-108,560,985	-115,394,372	6.29%		-13.98%	Tri-Cities Historical Museum	0.2461	0.2429	-0.0032
Effective Ad Valorem	785,611,162	825,525,392	5.08%			Infrastructure Millage	0.9387	0.9266	-0.0121
Specific Rolls						2008/17 Infrastructure Debt	1.0000	1.0000	0.0000
IFT New	2,973,119	2,655,626	-10.68%			2015 Infrastructure Debt	0.9000	0.9000	0.0000
IFT Rehab	0	0				Public Safety Millage		1.9742	1.9742
Total IFTs	2,973,119	2,655,626	-10.68%			County Road Millage	0.4672	0.4672	0.0000
						Transportation	0.6000	0.6000	0.0000
Brownfield TIFs Capture TV only						Total Levy	13.8844	15.8401	1.9557
Grand Landing	20,153,147	20,995,212	4.18%			Increase (decrease)		1.9557	
Peerless Flats	9,863,700	10,130,019	2.70%			GH Main Street DDA	1.5778	1.5556	-0.0222
Robinson Landing	3,457,440	3,562,292	3.03%			Downtown TIF	20.6206	22.5415	1.9209
Tribune Building	2,952,144	3,031,872				Brfld TIF Grand Landing	49.3592	51.3023	1.9431
815 Verhoeks Street	3,546,579	3,586,551				Brfld TIF Peerless Flats	50.9370	52.8579	1.9209
Kooiman Storage	13,806	283,100				Brfld TIF Robinson Landing	25.3592	27.3023	1.9431
Total Brownfield TIFs	39,973,030	41,305,946	3.33%			Brfld TIF Tribune Building	25.3592	27.3023	1.9431
						Brfld TIF 815 Verhoeks	25.3592	27.3023	1.9431
						Brfld TIF Kooiman Storage	0.0000	51.3023	51.3023
Effective Taxable Value	857,172,236	902,269,444	5.26%						
GH Main Street DDA	28,325,806	28,325,806	0.00%						
Downtown TIF	68,587,955	74,088,426	8.02%						
Total DDA TV	96,913,761	102,414,232	5.68%						

Deducted Base TV
-
623,305
-
367,100
656,200
109,150

Base TV
28,325,806

Millage rates must be confirmed and may change before City Council budget approval in May.

Estimated Revenue from Taxation												2026-27 PROPOSED BUDGET			
Property Classification	Undesignated	Streets Program + Resurfacing	Infrastructure	2008/17 Infrastructure Debt	2015 Infrastructure Debt	Public Safety	County Road Millage	Transportation	Total Millage Revenue	Four Pointes Center	Tri-Cities Historical Museum				
Total Ad Valorem	\$ 9,600,675	\$ 329,322	\$ 871,856	\$ 940,920	\$ 846,828	\$ 1,857,564	\$ 439,598	\$ 564,552	\$ 15,451,314	\$ 228,549	\$ 228,549				
Brownfields:															
Grand Landing	\$ 214,225	\$ 7,348	\$ 19,454	\$ -	\$ -	\$ 41,449	\$ 9,809	\$ 12,597	\$ 304,882	\$ 5,100	\$ 5,100				
Peerless Flats	103,362	3,546	9,386	-	-	19,999	4,733	6,078	147,103	2,461	2,461				
Robinson Landing	36,348	1,247	3,301	-	-	7,033	1,664	2,137	51,730	865	865				
Tribune Lofts	30,936	1,061	2,809	-	-	5,986	1,416	1,819	44,027	736	736				
815 Verhoeks Street	36,595	1,255	3,323	-	-	7,081	1,676	2,152	52,082	871	871				
Kooiman Storage	2,889	99	262	-	-	559	132	170	4,111	69	69				
Total Brownfields	\$ 424,354	\$ 14,556	\$ 38,536	\$ -	\$ -	\$ 82,105	\$ 19,430	\$ 24,953	\$ 603,935	\$ 10,102	\$ 10,102				
Downtown TIF	\$ 755,961	\$ 25,931	\$ 68,650	\$ -	\$ -	\$ 146,265	\$ 34,614	\$ 44,453	\$ 1,075,875	\$ 17,996	\$ 17,996				
Effective Ad Valorem	\$ 8,420,360	\$ 288,835	\$ 764,670	\$ 940,920	\$ 846,828	\$ 1,629,193	\$ 385,553	\$ 495,145	\$ 13,771,503	\$ 200,451	\$ 200,451				
Specific Rolls:															
IFT New	\$ 13,548	\$ 465	\$ 1,230	\$ 1,328	\$ 1,195	\$ 2,621	\$ 620	\$ 797	\$ 21,805	\$ 323	\$ 323				
IFT Rehab	-	-	-	-	-	-	-	-	-	-	-				
Total IFT Rolls	\$ 13,548	\$ 465	\$ 1,230	\$ 1,328	\$ 1,195	\$ 2,621	\$ 620	\$ 797	\$ 21,805	\$ 323	\$ 323				
Estimated Revenue	\$ 8,433,908	\$ 289,300	\$ 765,900	\$ 942,248	\$ 848,023	\$ 1,631,815	\$ 386,174	\$ 495,942	\$ 13,793,308	\$ 200,774	\$ 200,774				

Specific Districts:	GH Main Street DDA	\$ 44,064	
	Downtown TIF	1,670,064	
	Brfld TIF Grand Landing	1,077,103	Includes State, Local, and School capture
	Brfld TIF Peerless Flats	535,452	Includes State, Local, and School capture
	Brfld TIF Robinson Landing	97,259	
	Brfld TIF Tribune Building	82,777	
	Brfld TIF 815 Verhoeks Street	97,921	
	Brfld TIF Kooiman Storage	14,524	Includes State, Local, and School capture

Debt Funds Activity	Funds	Tax	LCSA/Other	Transfers	Support	Ttl Revenue	Debt Cost	Over (Short)	Description
2008/17 Infrastructure De	272-372	942,248	75,000			1,017,248	833,229	184,019	to fund balance
2015 Infrastructure Debt	274-374	848,023	75,000			923,023	477,600	445,423	to fund balance
Downtown TIF	245-394	1,300,000	111,931	(350,000)		1,061,931	788,666	273,265	to fund balance

**Administrative fee calculation** 02/24/2026  
**Administrative fees and direct charges-includes audit fee change**  
**Approved Indirect Cost Allocation Plan**  
**Proposed Budget 2026-27**

	6/30/2025 audit final
<b>Administrative Fee Calculation:</b>	
Finance - Accounting - Treasury	852,266
City Manager / IT	745,878
Human Resources	174,056
City Clerk	324,818
Less BLP allocation	(40,143)
Less NORA	(22,537)
Less Sewer Authority	(111,287)
<b>Total to spread</b>	<b>1,923,051</b>

Operating Funds	6/30/2025 Audited Expenses <small>Less Depreciation</small>	Percent All Funds	Percent With No BLP	Cost Based On Percent With No BLP	w/o GF	Admin + Audit costs DPW costs	Fund/Act.
101 General	18,923,132	31.79%	64.66%	1,243,517			
202 Major Streets	1,868,996	3.14%	6.39%	122,819	122,819	122,819	202-470
203 Local Streets	979,231	1.65%	3.35%	64,349	64,349	64,349	203-470
248 GH Main Street DDA	267,477	0.45%	0.91%	17,577	17,577	17,577	248-525
581 Airport	235,796	0.40%	0.81%	15,495	15,495	51,201	581-525
590 City Sewer	2,412,028	4.05%	8.24%	158,504	158,504	158,504	590-525
591 City Water	2,625,944	4.41%	8.97%	172,562	172,562	172,562	591-525
594/597 Marina/Boat Launch	77,753	0.13%	0.27%	5,109	5,109	5,109	594-525
BLP	30,260,729	50.84%	0.00%	0	0	0	
510 NOWS	1,873,540	3.15%	6.40%	123,118	123,118	126,618	510-525
509 Sewer Authority	2,603,462			111,287	111,287	111,287	509-525
508 NORA	359,594			22,537	22,537	22,537	508-751
Total w/o S/A & NORA	59,524,626	100.00%					
Total w/o S/A & NORA w/o BLP	29,263,897		100.00%			40,143	BLP
				2,056,875	813,358	<b>892,708</b>	

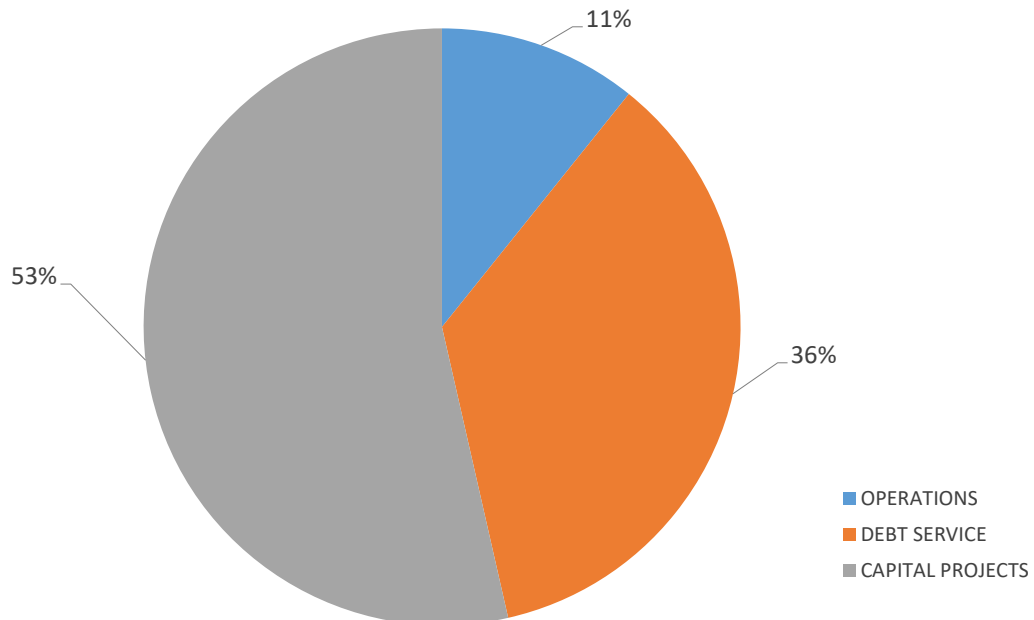
<b>BLP Allocation:</b>			
			Salary + benefits - FY26-27 budget
10% of Finance Director and Treasurer	31,854.18	318,541.75	10%
10% of Cashier/Account Clerk	8,289.18	82,891.80	10%
<b>BLP Allocation:</b>	<b>40,143.00</b>		

FUND	+ Operating Expenses 6/30/2025 Audits	+ Transfers Out	- Depreciation	= 6/30/2025 Audited Expenses Less Depreciation	Calculation Check s/b 0	
101 General	15,105,404	3,817,728		18,923,132	-	Overall format approved by FTA. In use since 1995.  This spreadsheet removes depreciation and retains transfers out as expenses.
202 Major Streets	1,868,996	-		1,868,996	-	
203 Local Streets	979,231	-		979,231	-	
248 GH Main Street DDA	267,477	-		267,477	-	
581 Airport	386,904	-	151,108	235,796	-	
590 City Sewer	2,412,012	266,465	266,449	2,412,028	-	
591 City Water	2,861,233	140,500	375,789	2,625,944	-	
594/597 Marina/Boat Launch	184,865	-	107,112	77,753	-	
BLP	30,581,300	1,891,573	2,212,144	30,260,729	-	
508 NORA	359,594	-	-	359,594	-	
509 Sewer Authority	3,408,471	-	805,009	2,603,462	-	
510 NOWS	2,618,578	-	745,038	1,873,540	-	
Total less S/A & NORA				59,524,626	-	
Total less S/A & NORA less BLP				29,263,897	-	

**CITY OF GRAND HAVEN  
 FY2025-26 PROJECTED BUDGET  
 INTERFUND TRANSFERS**

From Fund Account (Expenditure)	FY 2025/26 Amount	To Fund Account (Revenue)	Description
101-966-995.03	\$ 275,000	203-931-699.01	Local Streets
101-966-995.07	465,322	202-931-699.07	Major Streets - Millage Street Program
101-966-995.08	321,500	203-931-699.07	Local Streets - Millage Street Program
101-966-995.20	1,120,000	401-931-699.01	Public Improvement - Capital Projects
101-966-995.40	51,065	661-931-699.01	Motor Pool Assets Correction
151-966-995.01	15,000	101-931-699.52	Cemetery Trust Interest to GF
246-966-995.01	155,414	101-931-699.67	BRA TIF Grand Landing Interest to GF
274-966-995.29	230,000	496-931-699.46	Infrastructure Millage - Capital
401-966-995.03	15,000	203-931-699.20	Local Streets - Capital
401-966-995.21	100,000	402-931-699.20	Fire Truck Replacement Fund
401-966-995.40	20,000	661-931-699.20	Motor Pool - Capital
496-966-995.02	230,000	202-931-699.29	Major Streets - Capital
678-966-995.71	250,000	679-931-699.71	Health Benefits Fund
101-966-995.60	69,217	384-931-699.01	2020 Warber Drain Bond Debt
245-966-995.16	793,457	394-931-699.66	Downtown TIF Debt Service
272-966-995.18	813,682	372-931-699.68	Infrastructure Bond Debt Service
273-966-995.44	427,100	373-931-699.43	2014 Bond Debt Payment
274-966-995.47	480,600	374-931-699.46	2015 Bond Debt Payment
101-966-995.43	243,336	273-931-699.01	2014 Bond Debt Service
590-966-995.33	91,818	591-931-699.32	Contribution to City Water Fund for 2014 Debt Payment
591-966-995.43	183,764	273-931-699.33	2014 Bond Debt Payment
101-966-995.66	32,723	245-931-699.01	Downtown TIF Debt Service
203-966-995.66	47,167	245-931-699.03	Downtown TIF Debt Service
590-966-995.66	14,816	245-931-699.32	Downtown TIF Debt Service
591-966-995.66	15,608	245-931-699.33	Downtown TIF Debt Service
	\$ 6,461,589		Total Interfund Transfers

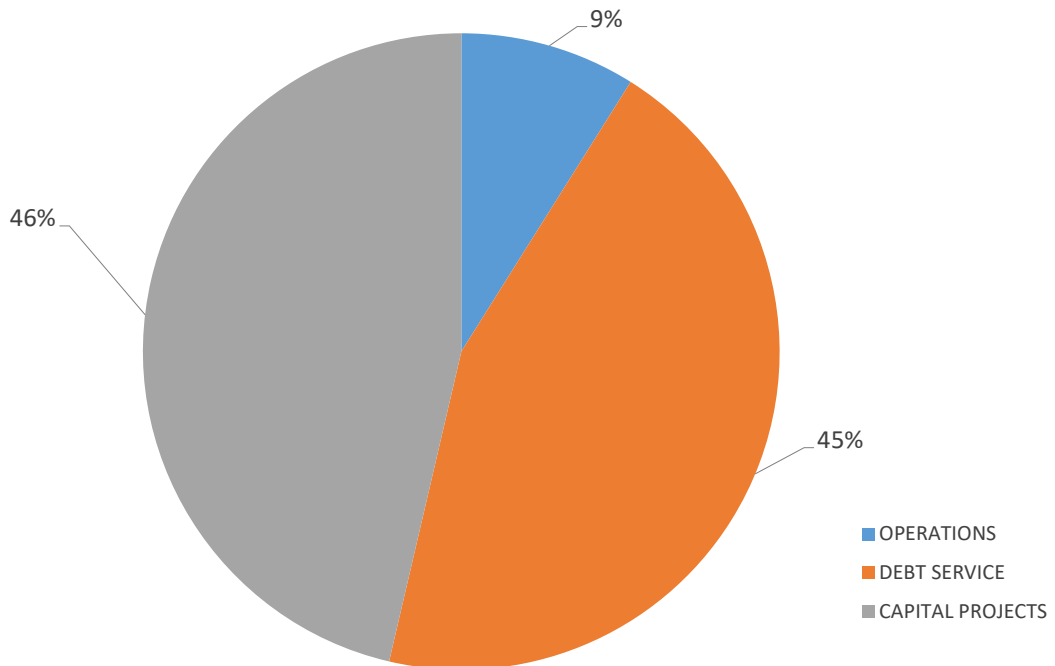
**FY2025-26 PROJECTED BUDGET - INTERFUND TRANSFERS**



**CITY OF GRAND HAVEN  
 FY2026-27 REQUESTED BUDGET  
 INTERFUND TRANSFERS**

From Fund Account (Expenditure)	FY 2026/27 Amount	To Fund Account (Revenue)	Description
101-966-995.07	284,000	202-931-699.07	Major Streets - Millage Street Program
101-966-995.08	426,000	203-931-699.07	Local Streets - Millage Street Program
101-966-995.20	359,000	401-931-699.01	Public Improvement - Capital Projects
151-966-995.01	15,000	101-931-699.52	Cemetery Trust Interest to GF
235-966-995.01	199,000	101-931-699.44	Public Safety Millage - 10% Operating
235-966-995.20	133,500	401-931-699.44	Public Safety Millage - Capital
401-966-995.21	100,000	402-931-699.20	Fire Truck Replacement Fund
496-966-995.02	100,000	202-931-699.29	Major Streets - Capital
496-966-995.03	100,000	203-931-699.29	Local Streets - Capital
678-966-995.71	250,000	679-931-699.71	Health Benefits Fund
101-966-995.60	68,769	384-931-699.01	2020 Warber Drain Bond Debt
245-966-995.16	788,667	394-931-699.66	Downtown TIF Debt Service
272-966-995.18	833,229	372-931-699.68	Infrastructure Bond Debt Service
273-966-995.44	427,500	373-931-699.43	2014 Bond Debt Payment
274-966-995.47	477,600	374-931-699.46	2015 Bond Debt Payment
101-966-995.43	243,564	273-931-699.01	2014 Bond Debt Service
590-966-995.33	91,904	591-931-699.32	Contribution to City Water Fund for 2014 Debt Payment
591-966-995.43	183,936	273-931-699.33	2014 Bond Debt Payment
101-966-995.66	33,470	245-931-699.01	Downtown TIF Debt Service
203-966-995.66	48,244	245-931-699.03	Downtown TIF Debt Service
590-966-995.66	15,155	245-931-699.32	Downtown TIF Debt Service
591-966-995.66	15,964	245-931-699.33	Downtown TIF Debt Service
	\$ 5,194,502		Total Interfund Transfers

**FY2026-27 REQUESTED BUDGET - INTERFUND TRANSFERS**



**CITY OF GRAND HAVEN  
LONG TERM DEBT SCHEDULE  
FY2026-27 BUDGET**

		6/30/2026	6/30/2027	6/30/2028	6/30/2029	6/30/2030	2026-2030	2031-2035	2036-2040	2041-2045
Paying Fund	Issue	2026	2027	2028	2029	2030				
<b>GOVERNMENTAL FUNDS</b>										
394	Downtown TIF Debt Fund Capital Improvements - Parking Lots 2015 DDA-TIF LTGO (Ref 2006) - \$2,960,000 principal interest	385,000.00 13,156.05	380,000.00 4,366.20				765,000.00 17,522.25			
394	Downtown TIF Debt Fund Capital Improvements - Washington Avenue 2019 DDA-TIF LTGO (Ref 2009) - \$4,540,000 principal interest - local	275,000.00 119,300.00	295,000.00 108,300.00	315,000.00 96,500.00	345,000.00 83,900.00	370,000.00 70,100.00	1,600,000.00 478,100.00	1,710,000.00 133,900.00		
Subtotal 394 Fund		792,456.05	787,666.20	411,500.00	428,900.00	440,100.00	2,860,622.25	1,843,900.00		
372	Infrastructure Bond (Tax millage) 2017 LTGO (Ref 2008) - \$6,720,000 principal interest	765,000.00 48,682.00	800,000.00 33,229.00	845,000.00 17,069.00			2,410,000.00 98,980.00			
Subtotal 372 Fund		813,682.00	833,229.00	862,069.00			2,508,980.00			
373	AMI Project 2014 LTGO Bond Debt - \$4,775,000 principal interest	365,000.00 61,800.00	380,000.00 47,200.00	395,000.00 32,000.00	405,000.00 16,200.00		1,545,000.00 157,200.00			
Subtotal 373 Fund		426,800.00	427,200.00	427,000.00	421,200.00		1,702,200.00			
374	Infrastructure Bond (Tax millage) 2015 LTGO Bond Debt - \$6,545,000 principal interest	325,000.00 155,600.00	335,000.00 142,600.00	350,000.00 129,200.00	365,000.00 115,200.00	380,000.00 100,600.00	1,755,000.00 643,200.00	2,135,000.00 262,800.00		
Subtotal 374 Fund		480,600.00	477,600.00	479,200.00	480,200.00	480,600.00	2,398,200.00	2,397,800.00		
384	Warber Drain 2020 LTGO Bond - \$839,000 principal interest	53,000.00 16,216.20	54,000.00 14,769.30	55,000.00 13,295.10	57,000.00 11,793.60	58,000.00 10,237.50	277,000.00 66,311.70	317,000.00 26,426.40		
Subtotal 384 Fund		69,216.20	68,769.30	68,295.10	68,793.60	68,237.50	343,311.70	343,426.40		
<b>Total Governmental Funds</b>		<b>2,582,754.25</b>	<b>2,594,464.50</b>	<b>2,248,064.10</b>	<b>1,399,093.60</b>	<b>988,937.50</b>	<b>9,813,313.95</b>	<b>4,585,126.40</b>		
<b>ENTERPRISE FUNDS</b>										
590	City Sewer Fund See 373 Fund 2014 LTGO Bond Debt - portion	78,522.45 13,295.03	81,749.40 10,154.14	84,976.35 6,884.16	87,127.65 3,485.11		332,375.85 33,818.44			
Subtotal 590 Fund		91,817.48	91,903.54	91,860.51	90,612.76		366,194.29			
591	City Water Fund See 373 Fund 2014 LTGO Bond - debt service	157,044.90 26,590.06	163,498.80 20,308.28	169,952.70 13,768.32	174,255.30 6,970.22		664,751.70 67,636.88			
Subtotal 591 Fund		183,634.96	183,807.08	183,721.02	181,225.52		732,388.58			
<b>Total Enterprise Funds</b>		<b>275,452.44</b>	<b>275,710.62</b>	<b>275,581.53</b>	<b>271,838.28</b>	<b>-</b>	<b>1,098,582.87</b>			
<b>INTERGOVERNMENTAL UNITS</b>										
509	Sewer Authority Fund 2013 County of Ottawa Bond interest - local 2018 County of Ottawa Bond - \$12,515,000 principal interest	135,000.00 39,225.00 540,000.00 368,750.00	145,000.00 35,025.00 570,000.00 341,750.00	155,000.00 30,525.00 595,000.00 313,250.00	165,000.00 25,725.00 615,000.00 295,400.00	175,000.00 20,625.00 640,000.00 270,800.00	775,000.00 151,125.00 2,960,000.00 1,589,950.00	600,000.00 27,600.00 3,605,000.00 949,200.00		2,525,000.00 204,600.00
Total Sewer Authority Fund		1,082,975.00	1,091,775.00	1,093,775.00	1,101,125.00	1,106,425.00	5,476,075.00	5,181,800.00	2,729,600.00	
510	NOWS Water Plant Fund 2016 Series A (Ref 2009) - Replacement \$5,005,000 interest - local 2021 Series B (Ref 2011) - Improvements \$4,800,000 interest	220,000.00 118,800.00 250,000.00 68,600.00	235,000.00 110,000.00 265,000.00 58,600.00	240,000.00 98,250.00 280,000.00 48,000.00	255,000.00 86,250.00 290,000.00 36,800.00	265,000.00 73,500.00 305,000.00 25,200.00	1,215,000.00 486,800.00 1,390,000.00 237,200.00	1,205,000.00 154,250.00 325,000.00 13,000.00		
Total NOWS Water Plant Fund		657,400.00	668,600.00	666,250.00	668,050.00	668,700.00	3,329,000.00	1,697,250.00		



**City of Grand Haven - Fee Schedule  
For Fiscal Year 2025-26 and Budget 2026-27**

Fund/Department/Description	Fiscal Year 2025-26	Fiscal Year 2026-27
5/18/2026		
<b>GENERAL FUND</b>		
<b>City Clerk</b>		
Copy Charge	\$0.10 per copy (FOIA rate)	\$0.10 per copy (FOIA rate)
Notary Public Service	\$10.00	\$10.00
License Fee (encroachments on City property, etc.)	\$250.00	\$250.00
Tax Abatement, Incentive or Loan Application fee	\$250.00 to \$1,000.00	\$250.00 to \$1,000.00
Miscellaneous Administration Fee		Up to 10% of total
Licenses and Permits - see later pages (Public Safety)		
<b>Finance/Treasury</b>		
Non-sufficient funds charge	\$25.00	\$25.00
Copy charge	\$0.10 per copy (FOIA rate)	\$0.10 per copy (FOIA rate)
Copy charge non-owner - Assessing division (free for property owner)	\$1.00 per page	\$1.00 per page
Downtown Overnight Parking		
Non-transferrable overnight parking permit	\$120.00 per year	\$120.00 per year
Transferrable overnight parking permit	\$120.00 per year	\$240.00 per year
<b>Planning</b>		
Site Plan Review:		
up to \$100,000	\$200.00	\$200.00
\$100,000.01 - \$500,000	\$300.00	\$300.00
\$500,000.01 - \$1,000,000	\$400.00	\$400.00
above \$1,000,000	\$500.00	\$500.00
Special Land Use Permit	\$350.00	\$350.00
Escrow Deposit (Planning Commission, Zoning Board of Appeals)	\$1,500.00	\$1,500.00
Escrows, held by City, are 100% of estimated plan review costs		
Sensitive area overlay reviews	\$50.00	\$50.00
Planned Development permits	\$750.00	\$750.00
Lot split review	\$200.00	\$200.00
Zoning Change Application (was Rezoning application)	\$400.00	\$400.00
Sign - free standing, projecting, marquee, parapet, awning, wall	\$50 + \$0.50 per square foot	\$50 + \$0.50 per square foot
Sign or Banner - temporary	\$25.00	\$25.00
Sidewalk Café - semi-permanent	\$250.00	\$250.00
Sidewalk Café - mini-cafe	\$100.00	\$100.00
All other Planning Commission reviews	\$200.00	\$200.00
Historical Landmark Income Property	\$50.00	\$50.00
Zoning variance:		
Project not started	\$350.00	\$350.00
Project started	\$450.00	\$450.00
Zoning Interpretation	\$300.00	\$300.00
Zoning Appeal	\$300.00	\$300.00
Housing Variance Appeal	\$50.00	\$50.00
Change-of-Use Permit	\$25.00	\$25.00
Land Use Permit / Beekeeping Permit / Backyard Chicken Permit	\$50.00	\$50.00
Fence Permits	\$50.00	\$50.00
Home Occupation Permit	\$25.00	\$25.00
Temporary Use Permit	\$100.00	\$100.00
License Agreement	\$250.00	\$250.00
Encroachment and Overhang Permit (minor)	\$75.00	\$75.00
Encroachment and Overhang Permit (major)	\$250.00	\$250.00

**City of Grand Haven - Fee Schedule  
For Fiscal Year 2025-26 and Budget 2026-27**

Fund/Department/Description	Fiscal Year 2025-26	Fiscal Year 2026-27
Parking Exemption Request	\$100.00	\$100.00
Street/Right-of-Way Vacation Request	\$200.00	\$200.00
Zoning Verification Letter Request	\$50.00	\$50.00
Adult Use Marihuana Facility Application Fee	\$5,000.00	\$5,000.00
Adult Use Marihuana Facility Permit Renewal	\$5,000.00	\$5,000.00
Medical Marihuana Facility Application Fee	\$5,000.00	\$5,000.00
Medical Marihuana Facility Permit Renewal	\$5,000.00	\$5,000.00
<b>Building</b>		
Construction Board of Appeals application	\$275.00	\$275.00
Escrow Deposit - Construction Board of Appeals	\$1,500.00	\$1,500.00
Demolition - garage	\$35.00	\$35.00
Demolition - single family home	\$75.00	\$75.00
Demolition - principal structure not single family home	\$120.00	\$120.00
Moving Permit Fee - all buildings & structures less than 500 sq ft and/or less than 17 ft in height	\$35.00	\$35.00
Moving Permit Fee - all buildings & structures greater than 500 sq ft and/or greater than 17 ft in height	\$100 + hourly if Public Safety, Public Works or BLP staff is used.	\$100 + hourly if Public Safety, Public Works or BLP staff is used.
<b>Rental Housing</b>		
Rental Housing Initial Registration Fee with inspection (per unit)*	\$525.00	\$525.00
Rental Housing Short-Term Annual Registration Fee (per unit)*	\$165.00	\$165.00
Rental Housing Long-Term Annual Registration Fee (per unit)*	\$115.00	\$115.00
Rental Housing Reinspection Fee (per unit)	\$75.00	\$75.00
Rental Housing No-Show or Lock-Out Fee (per unit)	\$75.00	\$75.00
Rental Housing Late Fee (per unit) - if pymt not made by Feb 15 *non-transferable per City Ordinance Sec. 9-201(3)	\$50.00 per unit	\$50.00 per unit
<b>Building Inspection Permits and Fees</b>		
<i>See other pages in the Fee Schedule also</i>		
Additional Permit (penalty) Fee - when a project is started prior to receiving a permit	\$100.00	\$300.00
Minimum Building Permit Fee - non-refundable * *permit fee varies and full fee is non-refundable	\$50.00	\$50.00
Manufactured Home Set-up Fee	\$300.00	\$300.00
Zoning Review Fee - non refundable		
Residential	\$50.00	\$50.00
Commercial	\$50.00	\$50.00
Bed & Breakfast Initial Registration Fee with Inspection*		\$525.00
Bed & Breakfast Annual Administration and Inspection Fee*	\$50.00	\$100.00
Bed & Breakfast Reinspection Fee*		\$100.00
Bed & Breakfast No-Show or Lock-Out Fee *non-transferable per City Ordinance Sec. 9-201(3)		\$100.00
<b>Mechanical Permit Application</b>		
Application Fee (non-refundable)	\$60.00	\$60.00
All Inspections	\$75.00	\$75.00
Suppression System (includes inspection)	\$100.00	\$100.00
Heating:		
Residential, includes ducts or hot water piping	\$50.00	\$50.00
Duct system/Hydronic Piping (per zone)	\$20.00	\$20.00
Gas/Oil burning equipment, new and/or conversion or replacement furnace	\$30.00	\$30.00
Water Heaters	\$5.00	\$5.00
Manufactured Fireplace (chimney, wood stove, fireplace) (each)	\$30.00	\$30.00
Exhaust Fan/Power Exhaust (each)	\$5.00	\$5.00

**City of Grand Haven - Fee Schedule  
For Fiscal Year 2025-26 and Budget 2026-27**

Fund/Department/Description	Fiscal Year 2025-26	Fiscal Year 2026-27
Flue/Vent Dampers	\$5.00	\$5.00
Solid fuel equipment - complete (incl. chimneys)	\$30.00	\$30.00
Chimney - factory built (installed separately)	\$25.00	\$25.00
Solar - set of three panels (piping included)	\$20.00	\$20.00
Heat pumps - complete residential	\$30.00	\$30.00
Heat pumps - commercial (pipe not included)	\$20.00	\$20.00
Boiler	\$30.00	\$30.00
Humidifiers/air cleaners	\$10.00	\$10.00
Air conditioning/refrigeration		
A/C & Refrigeration Heat Pumps (self-contained) (each)	\$30.00	\$30.00
Evaporator Coils	\$30.00	\$30.00
Refrigeration (split system) - under 5 HP	\$30.00	\$30.00
Refrigeration (split system) - 5 HP and over	\$40.00	\$40.00
Chiller (each)	\$50.00	\$50.00
Cooling Towers (each)	\$30.00	\$30.00
Compressor / Condenser (15 HP - 50 HP) (each)	\$30.00	\$30.00
Compressor/Condenser (Over 50 HP) (each)	\$60.00	\$60.00
Rooftop Heating and A/C combination	\$50.00	\$50.00
Air Handlers and Heat Wheels		
Bathroom & Kitchen Exhaust - Residential, includes duct (each)		
Under 1,500 CFM - Ventilation or Exhaust (each)	\$7.00	\$7.00
1,500 to 10,000 CFM - Ventilation or Exhaust (each)	\$30.00	\$30.00
Over 10,000 CFM - Ventilation or Exhaust (each)	\$60.00	\$60.00
Commercial Hoods	\$15.00	\$15.00
Heat Recovery Units or Thru-the-wall Coil Vents	\$10.00	\$10.00
Unit Ventilators (each)	\$10.00	\$10.00
Unit Heaters (Terminal Units) (each)	\$15.00	\$15.00
Fire Suppression/Protection		
Sprinkler, each head (Minimum \$20.00)	\$0.75	\$0.75
Duct - per foot (Minimum \$25.00)	\$0.10	\$0.10
Piping includes process piping, heat pumps, solar and refrigeration lines per ft. (Minimum \$25.00)	\$0.05	\$0.05
Hydronic piping per ft. (Minimum \$25, Maximum \$1,000)	\$0.05	\$0.05
Incinerator (each)	\$20.00	\$20.00
Crematories (each)	\$35.00	\$35.00
Mobile Home Unit (each)	\$30.00	\$30.00
Tanks - above ground	\$20.00	\$20.00
- underground	\$25.00	\$25.00
Gas Piping		
Gas piping - each opening - new installation	\$5.00	\$5.00
Inspections		
Hourly Rate	\$75.00	\$75.00
Multiple Identical Units Requiring Same Inspection: 2 units	\$75.00	\$75.00
Special Certification	\$15.00	\$15.00
Plan Review - Hourly Rate	\$125.00	\$125.00
Special Safety Inspection	\$55.00	\$55.00
Starting Work w/o Permit	\$100.00	\$100.00
<b>Electrical Permit Application</b>		
Application Fee (non-refundable)	\$60.00	\$60.00
All Inspections	\$60.00	\$75.00
Service:		
Through 200 Amp	\$10.00	\$10.00
Over 200 thru 600 Amp	\$15.00	\$15.00
Over 600 thru 800 Amp	\$20.00	\$20.00
Over 800 thru 1200 Amp	\$25.00	\$25.00
Over 1200 Amp - GFI only.	\$50.00	\$50.00

**City of Grand Haven - Fee Schedule  
For Fiscal Year 2025-26 and Budget 2026-27**

Fund/Department/Description	Fiscal Year 2025-26	Fiscal Year 2026-27
Fees per item:		
Circuits	\$4.00	\$4.00
Lighting Fixtures - per 25	\$6.00	\$6.00
Dishwasher	\$5.00	\$5.00
Furnace - Unit Heater	\$5.00	\$5.00
Range Hood	\$5.00	\$5.00
Disposal	\$5.00	\$5.00
A/C (each)	\$5.00	\$5.00
Electrical Heating Units (baseboard)	\$4.00	\$4.00
Power Outlets (over 30 amps) (each)	\$6.00	\$6.00
Signs: Unit	\$15.00	\$15.00
Signs: Letter	\$15.00	\$15.00
Signs: Neon - each 25 feet.	\$20.00	\$20.00
Feeders - Bus ducts, etc - per 50 ft.	\$6.00	\$6.00
Mobile Home Unit (each)	\$6.00	\$6.00
Recreational Vehicle Site	\$4.00	\$4.00
Units up to 20 K.V.A. & H.P.	\$6.00	\$6.00
Units 21 to 50 K.V.A. or H.P.	\$10.00	\$10.00
Units 51 K.V.A. or HP and over	\$12.00	\$12.00
Fire Alarms - up to ten devices	\$50.00	\$50.00
Fire Alarms - 11 to 20 devices	\$100.00	\$100.00
Fire Alarms - each - over 20 devices	\$5.00	\$5.00
Low Voltage Data/Telecom Outlets 1-19 Devices (each)	\$5.00	\$5.00
Low Voltage Data/Telecom Outlets 20-300 Devices	\$100.00	\$100.00
Low Voltage Data/Telecom Outlets Over 300 Devices	\$300.00	\$300.00
Energy Retrofit - Temp Control	\$45.00	\$45.00
Devices - Energy Management	\$5.00	\$5.00
Conduit Only; or Grounding only	\$45.00	\$45.00
Special/Safety Inspection (incl. cert. fee)	\$50.00	\$50.00
Multiple Identical Units Requiring Same Inspection: 2 Units	\$60.00	\$60.00
Plan Review - Hourly Rate	\$125.00	\$125.00
Certification Fee	\$15.00	\$15.00
Starting Work w/o Permit	\$100.00	\$100.00
<b>Plumbing Permit Application</b>		
Application Fee (non-refundable)	\$60.00	\$60.00
All Inspections (each)	\$75.00	\$75.00
Multiple Identical Units Requiring Same inspection: 2 Units	\$75.00	\$75.00
Fixtures, water connected appliances (each)	\$5.00	\$5.00
Drains (floor, sub-soil, special) (each)	\$5.00	\$5.00
Stacks (soil, waste, vent & conductor) (each)	\$3.00	\$3.00
Sewers (sanitary, storm or combined) (each)		
Less than 6 inch	\$5.00	\$5.00
6 inch and over	\$25.00	\$25.00
Manholes, catch basins (each)	\$5.00	\$5.00
Water Service Connection (each)		
Less than 2 inch	\$5.00	\$5.00
2 to 6 inch	\$25.00	\$25.00
Over 6 inch	\$50.00	\$50.00
Medical Gas Systems (Nitrous oxide, vacuum lines) (each)	\$45.00	\$45.00
Sewer/Sump Ejector (each)	\$5.00	\$5.00
Backflow Preventer (each)	\$5.00	\$5.00
Mobile Home Unit (each)	\$5.00	\$5.00

**City of Grand Haven - Fee Schedule  
For Fiscal Year 2025-26 and Budget 2026-27**

Fund/Department/Description	Fiscal Year 2025-26	Fiscal Year 2026-27
Water Distributing Pipe (system)		
3/4 inch	\$5.00	\$5.00
1 inch	\$10.00	\$10.00
1-1/4 inch	\$15.00	\$15.00
1-1/2 inch	\$20.00	\$20.00
2 inch	\$25.00	\$25.00
Over 2 inch	\$30.00	\$30.00
Domestic water treatment and filtering equipment	\$5.00	\$5.00
Evaporator Coils	\$30.00	\$30.00
Refrigeration:		
Split System Under 5 hp	\$30.00	\$30.00
Split System 5 hp and over	\$40.00	\$40.00
Plan Review - Hourly Rate	\$125.00	\$125.00
Certification Fee	\$20.00	\$20.00
Starting Work w/o Permit	\$100.00	\$100.00
<b>Fire Permit Application</b>		
Food Truck Inspection	\$125.00	\$125.00

**City of Grand Haven - Fee Schedule  
For Fiscal Year 2025-26 and Budget 2026-27**

Fund/Department/Description	Fiscal Year 2025-26	Fiscal Year 2026-27
<b>Public Safety</b>		
Copy charge - fire and police incident reports	Per Freedom of Information Act	Per Freedom of Information Act
Crash reports (UD-10 form only) - in person only	\$8.00 per report	\$8.00 per report
Copy - Videos and/or Photos	Per Freedom of Information Act	Per Freedom of Information Act
Liquor License Investigation	\$200.00	\$200.00
New Liquor License	\$80.00	\$80.00
Temporary Liquor Permit Request	\$30.00	\$30.00
Abandoned or Impounded Vehicle Processing Fee	\$50.00	\$50.00
Fingerprints	\$15.00	\$15.00
Pistol Purchase Notary Service	\$50.00	\$10.00
Preliminary Breath Test - exception OWI arrests	\$5.00	\$5.00
Operating While Intoxicated - cost recovery	\$325.00	\$325.00
Business Registration Application	\$50/yr	\$50/yr
Block Party Traffic Control Order (TCO) Fee	First TCO each calendar year is free. \$75 for each add'l TCO.	First TCO each calendar year is free. \$75 for each add'l TCO.
False Alarm Fees:		
Third Burglar Alarm	\$50.00	\$50.00
Fourth and subsequent	\$250.00	\$250.00
Third Fire Alarm	\$50.00	\$50.00
Fourth and subsequent	\$250.00	\$250.00
Traffic Control Order for Use of Public Property (exceptions for Coast Guard Festival events, City sponsored functions/events, and not for profit organizations.)	\$75.00	\$75.00
Traffic Control Order for Organizations that Seek a Custom Right-of-Way Use (such as road races, bike races, etc.)	\$250.00	\$250.00
Temporary Tent Inspection	\$125.00	\$125.00
License and Permits Background Fee (iChat)	\$10.00	\$10.00

**City of Grand Haven - Fee Schedule  
For Fiscal Year 2025-26 and Budget 2026-27**

Fund/Department/Description	Fiscal Year 2025-26		Fiscal Year 2026-27	
<b>Public Works</b>				
Right-of-Way Permit Fee	\$175.00		\$250.00	
Working within the Right-of-Way without a permit - Fee	\$500.00		\$500.00	
Storm Sewer Inspection	\$120.00		\$120.00	
Public Parking Space Rental During Construction Only	\$10.00 per day		\$10.00 per day	
Storage Fee for Unclaimed items on Public Property	\$40.00		\$40.00	
<b>Outdoor Dining</b>				
Traffic Barricade Rental - Jersey	\$400.00	plus \$35 for each add'l barricade	\$400.00	plus \$35 for each add'l barricade
Monthly and On-Street Dining Public Space Rental (parking space or 200 sq ft)	\$1.25 per square foot		\$1.25 per square foot	
<b>Parks</b>				
Application fee - on all requests - non-refundable	<b>Resident</b>	<b>Non-Resident</b>	<b>Resident</b>	<b>Non-Resident</b>
	\$35.00	\$35.00	\$35.00	\$35.00
<b><u>Per four hour blocks:</u></b>				
Shelter - E Grand River, Linear, Hatton Parks, Chinook Pier	\$25.00	\$50.00	\$25.00	\$50.00
Athletic fields & courts - baseball, softball, soccer, hockey fields, basketball, tennis courts and pickle ball courts	\$25.00	\$50.00	\$25.00	\$50.00
<b><u>Per hour:</u></b>				
Central Park, City Beach, Mulligan's Hollow	\$100.00	\$150.00	\$100.00	\$150.00
All other parks - per hour	\$50.00	\$75.00	\$50.00	\$75.00
Harbor Island Field Area - per quad per day	\$500.00	\$750.00	\$500.00	\$750.00
<b><u>Per Day:</u></b>				
Central Park, City Beach, Mulligan's Hollow	\$500.00	\$750.00	\$500.00	\$750.00
All other parks - per day	\$250.00	\$375.00	\$250.00	\$375.00
*8 hour day with per hour charge after 8 hours				
Kayak Storage Registration (annual)	\$10.00	\$10.00	\$10.00	\$10.00
<b>Lynne Sherwood Waterfront Stadium</b>				
Lynne Sherwood Stadium - per hour	\$100.00	\$150.00	\$100.00	\$150.00
Lynne Sherwood Stadium - per day	\$500.00	\$750.00	\$500.00	\$750.00
Depot Green Room Rental	\$100.00	\$100.00	\$100.00	\$100.00
City staff is required on site for all rentals over 3 hours - \$25 per hour. Fee to be paid by event organizer.				
<b>Cancellations:</b>				
100% deposit refunded only if cancellation occurs 90 days or more prior to event and space can be reserved with another comparable event.				
50% deposit refund if cancellation occurs 30 - 90 days prior to event.				
No deposit refund if cancellation occurs less than 30 days prior to event.				

**City of Grand Haven - Fee Schedule  
For Fiscal Year 2025-26 and Budget 2026-27**

Fund/Department/Description	Fiscal Year 2025-26		Fiscal Year 2026-27	
<b>Cemetery</b>				
<u>Interments</u>	<b>Resident</b>	<b>Non-Resident</b>	<b>Resident</b>	<b>Non-Resident</b>
Adult Burial	\$1,000.00	\$3,000.00	\$1,000.00	\$3,000.00
Child 24" x 60" Outside Vault	\$800.00	\$2,400.00	\$800.00	\$2,400.00
Baby 20" x 44" Outside Vault	\$275.00	\$825.00	\$275.00	\$825.00
Cremation Burials	\$200.00	\$975.00	\$200.00	\$975.00
<u>Disinter &amp; Re-Inter</u>				
Adult	\$1,000.00	\$3,850.00	\$1,000.00	\$3,850.00
Child	\$800.00	\$2,800.00	\$800.00	\$2,800.00
Baby	\$275.00	\$1,850.00	\$275.00	\$1,850.00
Cremation	\$200.00	\$1,850.00	\$200.00	\$1,850.00
Weekend & Holiday Charge	\$550.00		\$550.00	
Burials after 3:30 p.m. - 1 hour minimum	\$200.00 per additional hour		\$200.00 per additional hour	
Columbarium Niche Wall	\$700.00	\$3,150.00	\$700.00	\$3,150.00
Scatter Garden without name plate	\$30.00	\$150.00	\$30.00	\$150.00
Scatter Garden with name plate	\$550.00	\$1,650.00	\$550.00	\$1,650.00
These include Cremation area only - not Chapel use				
Grave Lot Transfer Fee	\$225.00		\$225.00	
Grave Lot Transfer Fee between Parent & Child	\$100.00		\$100.00	
<u>Grave Lot Sales</u>				
Upright monument area	\$875.00		\$875.00	
Flat marker area	\$750.00		\$750.00	
Baby land	\$300.00		\$300.00	
Cremation section	\$350.00		\$350.00	
<u>Memorial Foundation Installation Costs</u>				
Memorial Foundation Installation - Pre-Cast 16x8	\$100.00		\$100.00	
Memorial Foundation Installation - Pre-Cast 24x12	\$135.00		\$135.00	
Memorial Foundation Installation - Pre-Cast 30x10	\$135.00		\$135.00	
Memorial Foundation Installation - Pre-Cast 30x12	\$150.00		\$150.00	
Memorial Foundation Installation - Pre-Cast 32x12	\$155.00		\$155.00	
Memorial Foundation Installation - Pre-Cast 32x14	\$180.00		\$180.00	
Memorial Foundation Installation - Pre-Cast 36x12	\$170.00		\$170.00	
Memorial Foundation Installation - Pre-Cast 40x12	\$180.00		\$180.00	
Memorial Foundation Installation - Pre-Cast 48x12	\$200.00		\$200.00	
Memorial Foundation Installation - Pre-Cast 48x14	\$220.00		\$220.00	
Memorial Foundation Installation - Pre-Cast 54x12	\$215.00		\$215.00	
Memorial Foundation Installation - Non Standard	Time & Material		Time & Material	
Monument Foundation Installation (any over 768 square inches)	Time & Material		Time & Material	
Minimum Foundation charge	\$100.00		\$100.00	
Government Markers	\$70.00		\$70.00	

**City of Grand Haven - Fee Schedule  
For Fiscal Year 2025-26 and Budget 2026-27**

Fund/Department/Description	Fiscal Year 2025-26		Fiscal Year 2026-27	
<b>Special Events</b>	<b>Resident</b>	<b>Non-Resident</b>	<b>Resident</b>	<b>Non-Resident</b>
Special Event Application Fee - For-Profit organizations	\$100.00	\$150.00	\$100.00	\$150.00
Special Event Application Fee - Non-Profit organizations	\$100.00	\$100.00	\$100.00	\$100.00
Special Event Discount - Non-Profit in COGH/Resident	Up to \$500 for Facility Rentals only with Council approval		Up to \$500 for Facility Rentals only with Council approval	
Special Event Discount - Non-Profit outside COGH	Up to \$250 for Facility Rentals only with Council approval		Up to \$250 for Facility Rentals only with Council approval	
Special Event Electrical service - Unmetered, deposit required	\$200.00	\$200.00	\$200.00	\$200.00
Special Event Electric service - Metered, deposit required	\$200 plus time and materials	\$200 plus time and materials	\$200 plus time and materials	\$200 plus time and materials
Special Event Water service	\$120.00		\$120.00	
Special Event Banner installation - located on bollards	\$125.00		\$125.00	
Special Event Banner installation - over street	\$350.00		\$350.00	
Special Event Site Supervisor/Coordinator	\$20.00/hr	\$20.00/hr	\$20.00/hr	\$20.00/hr
Street Barricade rental - Type III	\$18.00		\$18.00	
Street Barricade rental - Type yellow, traffic cone or delineators	\$5.00		\$5.00	
Road Closure Per Location	\$150.00		\$150.00	
Traffic Barricade Rental - Jersey	\$400.00	plus \$35 for each add'l barricade	\$400.00	plus \$35 for each add'l barricade
Showmobile Rental - Resident/Non-Profit	\$500.00		\$500.00	
Showmobile Rental - Non-Resident/For-Profit	\$1,025.00		\$1,025.00	
Showmobile Extension Rental - Resident/Non-Profit	\$1,025.00		\$1,025.00	
Showmobile Extension Rental - Non-Resident/For-Profit	\$2,050.00		\$2,050.00	
Stadium Screening - Resident/Non-Profit	\$2,250.00		\$2,250.00	
Stadium Screening - Non-Resident/For-Profit	\$4,500.00		\$4,500.00	
Bleacher Set up (per bleacher) - Resident/Non-Profit	\$200.00		\$200.00	
Bleacher Set up (per bleacher) - Non-Resident/For-Profit	\$400.00		\$400.00	
Chair Rental (per chair)	\$2.25		\$2.25	
Cardboard Trash Receptacle with Disposal	\$13.00		\$13.00	
Snow Fencing	\$800.00		\$800.00	
Power Packs	\$160.00		\$160.00	
Sound System	\$100.00		\$100.00	
Tent Inspection	\$125.00		\$125.00	
<b>Mulligan's Lodge (April 1 - October 30)</b>	<b>8 hour rental</b>	<b>Each add'l hr</b>	<b>8 Hour Rental (maximum)</b>	
Resident/Non-Profit	\$310.00	\$10.00	\$320.00	
Non-Resident/For-Profit	\$415.00	\$15.00/\$20.00	\$430.00	
Alcohol Served	\$100.00	\$20.00	\$100.00	
Refundable Deposit, No Alcohol	\$100.00	\$100.00	\$100.00	
Refundable Deposit, With Alcohol	\$200.00	\$200.00	\$200.00	
<b>Cancellations:</b>				
100% deposit refund 60 days or more prior to event				
50% deposit refund 30-60 days prior to event				
No deposit refund less than 30 days prior to event				
<b>Downtown Trash Pickup</b>	(To January 31, 2026)			
Garbage Monthly Fee - Residential	\$17.54		\$19.82	
Commercial by Lot	\$52.61		Variable	
Restaurant by Lot & Occupancy*	\$115.12		Variable	
*Restaurant Occupancy Year Round (Indoor/Sidewalk/Outdoor/Take Out)				
Fees billed monthly with water/sewer bills; may be adjusted periodically.				

**City of Grand Haven - Fee Schedule  
For Fiscal Year 2025-26 and Budget 2026-27**

Fund/Department/Description	Fiscal Year 2025-26		Fiscal Year 2026-27
<b>Central Park Place (fka Community Center)</b>	<b>4 Hour Rental</b>	<b>8 Hour Rental</b>	<b>Per Hour Rate (no proration of hours)</b>
<b>Escanaba Room - 150 maximum capacity</b>			
Resident/Non-Profit	\$185.00	\$235.00	\$50.00
Non-Resident/For-Profit	\$235.00	\$310.00	\$63.00
<b>Woodbine Room - 60 maximum capacity</b>			
Resident/Non-Profit	\$155.00	\$210.00	\$42.00
Non-Resident/For-Profit	\$210.00	\$260.00	\$55.00
<b>Raritan Room/Suite - 45 maximum capacity</b>			
Resident/Non-Profit	\$105.00	\$155.00	\$36.00
Non-Resident/For-Profit	\$155.00	\$210.00	\$49.00
<b>Mackinaw Ballroom per Section - including Atrium</b>			
Resident/Non-Profit	\$175.00	\$275.00	\$42.00
Non-Resident/For-Profit	\$200.00	\$300.00	\$55.00
<b>Mackinaw Ballroom - Under 100 Participants</b>			
Resident/Non-Profit	\$285.00	\$440.00	\$75.00
Non-Resident/For-Profit	\$310.00	\$470.00	\$90.00
<b>Mackinaw Ballroom - Over 100 Participants</b>			
Resident/Non-Profit	\$390.00	\$545.00	\$105.00
Non-Resident/For-Profit	\$415.00	\$570.00	\$120.00
<b>Acacia Auditorium</b>			
Resident/Non-Profit	\$210.00	\$310.00	\$56.00
Non-resident/For-Profit	\$285.00	\$365.00	\$76.00
<b>Events Package - includes Mackinaw Ballroom, Atrium, Two Dressing Rooms, Central Park Use</b>			
Resident/Non-Profit	\$2,000.00	\$2,200.00	\$300.00
Non-Resident/For-Profit	\$2,200.00	\$2,400.00	\$350.00
<b>Main Floor (Mackinaw/Woodbine/Suite/Atrium/Gallery)</b>	<b>8 Hour Rental</b>	<b>Add'l Hours</b>	
Resident/Non-Profit	\$1,240.00	\$30.00	\$200.00
Non-Resident/For-Profit (Excluding Acacia Theatre)	\$1,445.00	\$40.00	\$250.00
<b>Main Floor &amp; Lower Level</b>			
Resident/Non-Profit	\$1,760.00	\$30.00	\$350.00
Non-Resident/For-Profit (Excluding Acacia Theatre)	\$2,270.00	\$40.00	\$400.00
<b>Equipment Rentals - per request in addition to rental fee</b>			
Dance Floor	\$200.00		\$200.00
Piano	\$105.00		\$105.00
Piano Tuning (actual cost of service provider)	\$225.00		\$225.00
Pipe and Drape	\$100.00		\$100.00
<b>Miscellaneous Fees - in addition to rental fee</b>			
Alcohol Served	\$100.00	\$100.00	\$100.00
Catering Kitchen Use	\$200.00	\$200.00	\$200.00
Facility Supervisor - Over 100 Participants	\$30.00	per hour	\$30.00 per hour
Setup/Teardown/Cleaning - Weekday	\$75.00	per hour	\$75.00 per hour
Setup/Teardown/Cleaning - Weekend	\$95.00	per hour	\$200.00 per hour
Facility Storage	\$1.50	per square foot	\$1.50 per square foot

**City of Grand Haven - Fee Schedule  
For Fiscal Year 2025-26 and Budget 2026-27**

Fund/Department/Description	Fiscal Year 2025-26	Fiscal Year 2026-27
<p><b>Security Deposit</b> Under 100 Participants Over 100 Participants</p>		<p><b>No Alcohol      With Alcohol</b> \$100.00          \$200.00 \$200.00          \$500.00</p>
<p>Public events serving alcoholic beverages require a licensed and insured beverage service. Private events serving alcoholic beverages do not require a licensed and insured beverage service. Public events serving food require a licensed and insured caterer OR food prepared in a licensed/insured kitchen. Private events serving food do not require a licensed and insured catering service.</p>		
<p style="text-align: center;"><b>Cancellations:</b> 100% deposit refund 60 days or more prior to event 50% deposit refund 30-60 days prior to event No deposit refund less than 30 days prior to event</p>		
<p><b>AIRPORT FUND</b> Hangar rental - per month (Add \$50 for hangar suite)</p>		
1000s A	\$165.00	\$165.00
2000s B	\$205.00	\$205.00
3000s C	\$140.00	\$140.00
4000s D	\$220.00	\$220.00
6000s (contractual - <b>RF Tech.</b> )	contractual	contractual
7000s F	\$220.00	\$220.00
8000s G	\$220.00	\$220.00
9000s H	\$220.00	\$220.00
 Airport Conference Room Rental	 \$100 for four      plus \$25 per hours      hour after 4 hrs	 \$100 for four      plus \$25 per hours      hour after 4 hrs
Fuel Sales	As determined by management based on market costs	As determined by management based on market costs
Tie Down Fee	\$25/day	\$100/month

**City of Grand Haven - Fee Schedule  
For Fiscal Year 2025-26 and Budget 2026-27**

Fund/Department/Description	Fiscal Year 2025-26	Fiscal Year 2026-27
<b>CITY SEWER FUND</b>		
Late fee/penalty (after due date)	<u>Monthly</u> 10% of bill - all customers	<u>Monthly</u> 10% of bill - all customers
Tap in fees:		
Sanitary Sewer Permit	\$125.00	\$125.00
Sanitary Sewer inspection - per visit	\$100 per connection	\$100 per connection
Sewer lateral	Time & Materials	Time & Materials
New Service Fee	\$5000 per REU	\$5000
Sanitary Sewer Flat Rate	\$45.00	\$45.00
Sanitary Sewer Commodity rate (July 1)	<b>\$8.22/1000 gal.</b>	<b>\$8.45/1000 gal.</b>
Ready to serve (based on meter size) - Monthly Fee	<b>Ready to Serve</b>	<b>Ready to Serve</b>
5/8"	\$6.30	\$6.30
3/4"	\$6.30	\$6.30
1"	\$6.30	\$6.30
1 1/2"	\$15.75	\$15.75
2"	\$21.00	\$21.00
4"	\$78.75	\$78.75
6"	\$183.75	\$183.75
8"	\$262.50	\$262.50
10"	\$420.00	\$420.00
After Hours Call Out	\$300.00	\$300.00
<b>Sewer consumption is based on metered water unless a lawn or reduction meter is installed.</b>		

**City of Grand Haven - Fee Schedule  
For Fiscal Year 2025-26 and Budget 2026-27**

Fund/Department/Description	Fiscal Year 2025-26	Fiscal Year 2026-27
<b>CITY WATER FUND</b>		
	<u>Monthly</u>	<u>Monthly</u>
Late Fee/Penalty (after due date)	10% of bill - all customers	10% of bill - all customers
Turn Off or On Charge		
during business hours	\$50.00	\$75.00
after business hours	\$230.00	\$250.00
Manual Meter Reading fee - per reading	\$35.00	\$35.00
Deposits for Renters	\$100.00	\$100.00
Cross Connection Inspection Monthly Fee - Non-Residential Accounts only	\$3.50	\$3.50
Hydrant Rental	Plus commodity \$150.00 rate; \$500.00 deposit required	Plus commodity \$150.00 rate; \$500.00 deposit required
Small Meter Testing (at customer's request)	\$75.00 on 5/8 & 3/4 meters. No billing adjustment if meter reads between 98% and 102%. Customer's expense (charged by non-City test firm) on all meters 1" or greater	\$75.00 on 5/8 & 3/4 meters. No billing adjustment if meter reads between 98% and 102%. Customer's expense (charged by non-City test firm) on all meters 1" or greater
After Hours Call Out	\$300.00	\$300.00
Water Service Inspection	\$125.00 per connection	\$125.00 per connection
Water Service Installation Fees:		
3/4" meter - <b>no longer offered</b>		
1" service (incl. meter cost)	Time and materials	Time and materials
1 1/2" service - add'l meter cost	Time and materials	Time and materials
2" service - add'l meter cost	Time and materials	Time and materials
Meter pits as required by Utility Division	Time and materials	Time and materials
New Service Fee up to 60'	\$5000 per REU	\$5000
New Service Fee additional road frontage footage over 60'		\$75
Flat Fee for Hookup	\$500.00 per connection	\$500.00 per connection
Lawn Meter and Installation	\$140.00	\$140.00
	Time and materials	Time and materials
Water Commodity Rate (July 1)	<b>\$3.65/1000 gal.</b>	<b>\$3.75/1000 gal.</b>
Lead & Copper Water Service Replacement Fee	<b>\$0.86/1000 gal.</b>	<b>\$0.86/1000 gal.</b>
Ready to Serve (based on meter size) - Monthly Fee	<b>Ready to Serve</b>	<b>Ready to Serve</b>
5/8"	\$6.30	\$6.30
3/4"	\$6.30	\$6.30
1"	\$6.30	\$6.30
1 1/2"	\$15.75	\$15.75
2"	\$21.00	\$21.00
4"	\$78.75	\$78.75
6"	\$183.75	\$183.75
8"	\$262.50	\$262.50
10"	\$420.00	\$420.00
(No ready to serve charge for residential lawn or reduction meters)		
Meter size change:	The difference in meter cost	The difference in meter cost

**City of Grand Haven - Fee Schedule  
For Fiscal Year 2025-26 and Budget 2026-27**

Fund/Department/Description	Fiscal Year 2025-26	Fiscal Year 2026-27
<b>MARINA/BOAT LAUNCH FUNDS</b>		
Proposed rates effective January 1 per Michigan Waterways / DNR - see registration website	Per MI Waterways / DNR	Per MI Waterways / DNR
	Rates based on boat length, group holds based on slip length	Rates based on boat length, group holds based on slip length
Boat Launch Ramp Use - Seasonal		
Seasonal - Resident	\$75.00	\$75.00
Seasonal - Non-Resident	\$115.00	\$115.00
Seasonal - Senior Resident	\$60.00	\$60.00
Seasonal - Senior Non-Resident	\$95.00	\$95.00
Boat Launch - Daily	\$15.00	\$15.00
Boat Launch - Event Pass 50+ Boats	\$10.00 per boat	\$10.00 per boat
Mooring on seawall - overnight	\$30.00	\$30.00
Mooring on seawall - weekend before through weekend after July 4	\$60.00	\$60.00
Mooring on seawall - Friday before through Saturday of Coast Guard Festival Week	\$60.00	\$60.00
Rafting for Coast Guard Fireworks - Friday before fireworks	\$10.00	\$10.00
<b>NORTHWEST OTTAWA WATER SYSTEM FUND</b>		
Total coliform testing - WM extension	\$25.00	\$35.00
Water Main/Service Installation		
Bacteriological Analysis – Total Coliform/E. coli	\$25.00	\$35.00
<b>Mulligan's Hollow Ski Bowl (from Website)</b>		
	<b>Thurs / Friday      Sat / Sunday</b>	<b>Thurs / Friday      Sat / Sunday</b>
All Hill Daily Lift Passes	\$16.00      \$22.00	\$16.00      \$22.00
All Hill Daily Lift Passes - School Breaks and Holidays (Based on GHAPS)	\$22.00      \$22.00	\$22.00      \$22.00
Bunny Hill Daily Lift Passes	\$8.00      \$10.00	\$8.00      \$10.00
Bunny Hill Daily Lift Passes - School Breaks and Holidays (Based on GHAPS)	\$10.00      \$10.00	\$10.00      \$10.00
Season Discount Pass	\$121.00 plus \$5 per visit	\$121.00 plus \$5 per visit
Full Season Pass	\$264.00	\$264.00
All Hill Pass Booklets - 5 Visits	\$75.00	\$75.00
Bunny Hill Pass Booklets - 5 Visits	\$30.00	\$30.00
	<b>Weekdays      Weekends / Holiday Breaks</b>	<b>Weekdays      Weekends / Holiday Breaks</b>
Ski & Snowboard Rental	\$15.00      \$25.00	\$15.00      \$25.00
Ski & Snowboard 1-Hour Private Lesson (Thurs-Sun)	\$45.00	\$45.00
Ski & Snowboard Group Lessons (1 hour per week for 4 weeks)	\$95.00	\$95.00
Freestyle Club	\$165.00	\$165.00
Junior Race League	\$165.00	\$165.00 plus race fees
All Parents Ski Free with Kids		
<i>Fees subject to change--current fees listed on website or social media</i>		

**CITY OF GRAND HAVEN - BUILDING PERMIT FEES**  
 Square Foot Building Project Value Per Most Recent ICC Valuation Document

Effective July 1, 2026

Construction Value	Construction Value	Permit Fee	Construction Value	Construction Value	Permit Fee
\$1	\$500	\$50.00	\$40,001	\$41,000	\$389.25
\$501	\$1,000	\$100.00	\$41,001	\$42,000	\$396.10
\$1,001	\$2,000	\$100.00	\$42,001	\$43,000	\$402.95
\$2,001	\$3,000	\$100.00	\$43,001	\$44,000	\$409.80
\$3,001	\$4,000	\$100.00	\$44,001	\$45,000	\$416.65
\$4,001	\$5,000	\$100.00	\$45,001	\$46,000	\$423.50
\$5,001	\$6,000	\$105.00	\$46,001	\$47,000	\$430.35
\$6,001	\$7,000	\$120.75	\$47,001	\$48,000	\$437.20
\$7,001	\$8,000	\$136.50	\$48,001	\$49,000	\$444.05
\$8,001	\$9,000	\$152.25	\$49,001	\$50,000	\$450.90
\$9,001	\$10,000	\$168.00	\$50,001	\$51,000	\$457.75
\$10,001	\$11,000	\$183.75	\$51,001	\$52,000	\$464.60
\$11,001	\$12,000	\$190.60	\$52,001	\$53,000	\$471.45
\$12,001	\$13,000	\$197.45	\$53,001	\$54,000	\$478.30
\$13,001	\$14,000	\$204.30	\$54,001	\$55,000	\$485.15
\$14,001	\$15,000	\$211.15	\$55,001	\$56,000	\$492.00
\$15,001	\$16,000	\$218.00	\$56,001	\$57,000	\$498.85
\$16,001	\$17,000	\$224.85	\$57,001	\$58,000	\$505.70
\$17,001	\$18,000	\$231.70	\$58,001	\$59,000	\$512.55
\$18,001	\$19,000	\$238.55	\$59,001	\$60,000	\$519.40
\$19,001	\$20,000	\$245.40	\$60,001	\$61,000	\$526.25
\$20,001	\$21,000	\$252.25	\$61,001	\$62,000	\$533.10
\$21,001	\$22,000	\$259.10	\$62,001	\$63,000	\$539.95
\$22,001	\$23,000	\$265.95	\$63,001	\$64,000	\$546.80
\$23,001	\$24,000	\$272.80	\$64,001	\$65,000	\$553.65
\$24,001	\$25,000	\$279.65	\$65,001	\$66,000	\$560.50
\$25,001	\$26,000	\$286.50	\$66,001	\$67,000	\$567.35
\$26,001	\$27,000	\$293.35	\$67,001	\$68,000	\$574.20
\$27,001	\$28,000	\$300.20	\$68,001	\$69,000	\$581.05
\$28,001	\$29,000	\$307.05	\$69,001	\$70,000	\$587.90
\$29,001	\$30,000	\$313.90	\$70,001	\$71,000	\$594.75
\$30,001	\$31,000	\$320.75	\$71,001	\$72,000	\$601.60
\$31,001	\$32,000	\$327.60	\$72,001	\$73,000	\$608.45
\$32,001	\$33,000	\$334.45	\$73,001	\$74,000	\$615.30
\$33,001	\$34,000	\$341.30	\$74,001	\$75,000	\$622.15
\$34,001	\$35,000	\$348.15	\$75,001	\$76,000	\$629.00
\$35,001	\$36,000	\$355.00	\$76,001	\$77,000	\$635.85
\$36,001	\$37,000	\$361.85	\$77,001	\$78,000	\$642.70
\$37,001	\$38,000	\$368.70	\$78,001	\$79,000	\$649.55
\$38,001	\$39,000	\$375.55	\$79,001	\$80,000	\$656.40
\$39,001	\$40,000	\$382.40	\$80,001	\$81,000	\$663.25

CITY OF GRAND HAVEN - BUILDING PERMIT FEES						
Square Foot Building Project Value Per Most Recent ICC Valuation Document						
Effective July 1, 2026						
Construction Value	Construction Value	Permit Fee		Construction Value	Construction Value	Permit Fee
\$81,001	\$82,000	\$670.10		\$90,001	\$91,000	\$731.75
\$82,001	\$83,000	\$676.95		\$91,001	\$92,000	\$738.60
\$83,001	\$84,000	\$683.80		\$92,001	\$93,000	\$745.45
\$84,001	\$85,000	\$690.65		\$93,001	\$94,000	\$752.30
\$85,001	\$86,000	\$697.50		\$94,001	\$95,000	\$759.15
\$86,001	\$87,000	\$704.35		\$95,001	\$96,000	\$766.00
\$87,001	\$88,000	\$711.20		\$96,001	\$97,000	\$772.85
\$88,001	\$89,000	\$718.05		\$97,001	\$98,000	\$779.70
\$89,001	\$90,000	\$724.90		\$98,001	\$99,000	\$786.55

Fee Schedule Beyond \$100,000 Construction Value		
\$793.40	For the first \$100,000	A plan review fee of 65% of the building permit fee will be charged for all permits except one & two family residential.
\$5.25	For each \$1000 or fraction thereof (up to \$500,000)	
\$2,893.40	For the first \$500,000	
\$4.45	For each \$1000 or fraction thereof (up to \$1,000,000)	
\$5,118.40	For the first \$1,000,000	
\$3.15	For each \$1000 or fraction thereof	

Other Inspections & Fees:
Inspection outside of normal business hours: <b>\$75.00</b>
Re-inspection fees assessed under provisions of Section 108.8: <b>\$75.00</b>
Additional plan review required by changes, additions or revisions to plans: <b>\$75.00/hr</b>
Inspections for which no fee is specially indicated: <b>\$75.00</b>
For use of outside consultants for plan checking & inspections or both: <b>actual cost or the total hourly cost to the jurisdiction, whichever is greater</b>

City of Grand Haven Permit Fees  
From the Code of Ordinances (January 17, 2011 revision - Resolution 11-025)

5/18/2026

	P/L - Public Liability	P/D - Property Damage	G/L - General Liability	ASI - Automobile Insurance				
	Title	Special License	Each	Per Day	Per Year	Bond	Insurance	License Provisions
1	AUCTIONS: a. Inspection Fee		10.00	25.00		2,500.00		8-20,8.22 8-5
2	AUCTIONEERS				25.00	2,500.00		8-20,8.22
3	BED & BREAKFAST				100.00			21-17
4	BUILDING MOVERS: a. Permit		35.00 or 100.00		25.00	5,000.00	P/L 50/100,000 P/D 100,000 Proof of worker comp coverage required	9-108
5	BUILDING WRECKERS: a. Permit		35.00, 75.00 or 100.00		25.00	5,000.00	P/L 50/100,000 P/D 1,000,000 Proof of worker comp coverage required	9-152, 9-155, 9-167
6	GOING OUT OF BUSINESS SALE		50.00					1961 pa 39, MCL 442.211
7	JUNKYARDS		15.00					29-29
8	METAL DETECTORS: The annual fee for a metal detector's license shall be set by the City Council by resolution and may be amended by resolution.		15.00					32-107
9	PAWNBROKERS				50.00	3,000.00		MCL 445.401, 446.201
10	SOLICITORS AND TRANSIENT MERCHANTS: License required but issued without fee upon presentation of license issued by the state and/or the attorney general under the contolling statute and in compliance with sec. 26-2.			10.00	100.00	1,000.00		Chapter 26
11	VEHICLES FOR HIRE: a. First vehicle b. Each additional vehicle c. License fee per driver				100.00 25.00 25.00		P/L 100/300,000 P/D 50,000 P/L 100/300,000 P/D 50,000	39-78, 39-83, 39-142, 39-147 39-78, 39-83, 39-142, 39-147 39-96, 39-160
12	PERMANENT LOCATION VENDORS: a. Permanent location vendor, per calendar month	100.00					P/L 25/50,000 P/D 5,000	26-7
13	SHELTERED HOUSING FACILITIES				100.00			9.5

\*some permit applications may also require background checks or other verification that may incur an additional cost

**CITY OF GRAND HAVEN**  
**OVERVIEW OF CAPITAL EQUIPMENT AND IMPROVEMENT PLAN**  
**FISCAL YEAR 2025-26 AND FISCAL YEAR 2026-27**

	+	+	-		
	ORIGINAL	PROJECTED	REQUESTED	OUTSIDE	
	BUDGET	BUDGET	BUDGET	FUNDING	
	2025-26	2025-26	2026-27	ANTICIPATED	
	TOTAL			PROJECT	
				COSTS	
<b>PUBLIC IMPROVEMENT FUND</b>					
Buildings	\$ 170,000	\$ 386,430	\$ 12,000	\$ 50,000	\$ 383,580
Fire Truck Replacement Fund	\$ 100,000	\$ 100,000	\$ 100,000		\$ 200,000
IT & Office Needs	\$ 35,500	\$ 50,750	\$ 116,200		\$ 256,150
Miscellaneous	\$ 50,000	\$ 45,000	\$ 30,000		\$ 95,000
Parks & Parklands	\$ 815,100	\$ 811,325	\$ 282,000	\$ 80,000	\$ 1,057,685
Public Artifacts	\$ 75,000	\$ 166,900	\$ 200,000	\$ 346,105	\$ 15,000
Public Improvement Fund		\$ 100,080			\$ 100,080
Public Safety	\$ 127,500	\$ 83,100	\$ 159,500	\$ 2,355	\$ 240,245
<b>PUBLIC IMPROVEMENT FUND Total</b>	<b>\$ 1,373,100</b>	<b>\$ 1,743,585</b>	<b>\$ 899,700</b>	<b>\$ 478,460</b>	<b>\$ 2,347,740</b>
<b>OTHER CITY FUNDS</b>					
Airport Fund	\$ 986,000	\$ 834,150	\$ 455,000	\$ 995,225	\$ 293,925
Boat Launch Fund					
City Sewer Fund	\$ 2,261,905	\$ 1,308,540	\$ 1,538,230	\$ 546,935	\$ 2,183,004
City Water Fund	\$ 1,286,559	\$ 1,141,233	\$ 3,250,383	\$ 200,024	\$ 4,053,563
General Fund	\$ 28,500	\$ 28,500	\$ 28,500		\$ 57,000
Harbor Island Remediation Fund	\$ 1,250,000	\$ 1,625,000	\$ 1,875,000	\$ 2,935,800	\$ 564,200
Local Streets Fund	\$ 329,733	\$ 315,483	\$ 404,478	\$ 16,700	\$ 705,011
Major Streets Fund	\$ 1,378,851	\$ 1,014,674	\$ 898,615	\$ 390,546	\$ 1,501,442
Marina Fund	\$ 361,125	\$ 185,000			\$ 185,000
Motor Pool Fund	\$ 1,352,000	\$ 262,600	\$ 1,367,700		\$ 1,619,200
<b>OTHER CITY FUNDS Total</b>	<b>\$ 9,234,673</b>	<b>\$ 6,715,180</b>	<b>\$ 9,817,905</b>	<b>\$ 5,085,230</b>	<b>\$ 11,162,345</b>
<b>INTERGOVERNMENTAL/OTHER FUNDS</b>					
NOWS	\$ 242,000	\$ 446,613	\$ 201,000		\$ 647,613
Sewer Authority	\$ 722,000	\$ 877,590	\$ 641,000		\$ 1,518,590
<b>INTERGOVERNMENTAL/OTHER FUNDS Total</b>	<b>\$ 964,000</b>	<b>\$ 1,324,203</b>	<b>\$ 842,000</b>		<b>\$ 2,166,203</b>
	<b>\$ 11,571,773</b>	<b>\$ 9,782,968</b>	<b>\$ 11,559,605</b>	<b>\$ 5,563,690</b>	<b>\$ 15,676,288</b>

**CITY OF GRAND HAVEN**  
**SUMMARY SIX YEAR CAPITAL EQUIPMENT AND IMPROVEMENT PLAN**  
**FISCAL YEAR 2025-26 THROUGH FISCAL YEAR 2031-32**

	ORIGINAL BUDGET 2025-26	PROJECTED BUDGET 2025-26	REQUESTED BUDGET 2026-27	REQUESTED BUDGET 2027-28	REQUESTED BUDGET 2028-29	REQUESTED BUDGET 2029-30	REQUESTED BUDGET 2030-31	REQUESTED BUDGET 2031-32	TOTAL PROJECT COSTS	OUTSIDE FUNDING ANTICIPATED
<b>PUBLIC IMPROVEMENT FUND</b>										
Buildings	\$ 170,000	\$ 386,430	\$ 12,000	\$ 465,000	\$ 11,280,000	\$ 100,000	\$ 25,000		\$ 12,268,430	\$ 50,000
Fire Truck Replacement Fund	\$ 100,000	\$ 100,000	\$ 100,000	\$ 100,000	\$ 100,000	\$ 3,100,000	\$ 100,000	\$ 100,000	\$ 3,700,000	
IT & Office Needs	\$ 35,500	\$ 50,750	\$ 116,200	\$ 110,200	\$ 83,200	\$ 67,200	\$ 42,700	\$ 31,000	\$ 501,250	
Miscellaneous	\$ 50,000	\$ 45,000	\$ 30,000	\$ 50,000	\$ 50,000	\$ 50,000	\$ 50,000	\$ 50,000	\$ 325,000	
Parks & Parklands	\$ 815,100	\$ 811,325	\$ 282,000	\$ 1,814,000	\$ 707,000	\$ 227,000	\$ 297,000	\$ 47,000	\$ 4,185,325	\$ 1,109,200
Public Artifacts	\$ 75,000	\$ 166,900	\$ 200,000	\$ 115,000		\$ 125,000			\$ 606,900	\$ 481,900
Public Improvement Fund		\$ 100,080		\$ 35,000	\$ 1,580,000				\$ 1,715,080	
Public Safety	\$ 127,500	\$ 83,100	\$ 159,500	\$ 197,925	\$ 162,471	\$ 143,145	\$ 151,952	\$ 148,900	\$ 1,046,993	\$ 2,355
<b>PUBLIC IMPROVEMENT FUND Total</b>	<b>\$ 1,373,100</b>	<b>\$ 1,743,585</b>	<b>\$ 899,700</b>	<b>\$ 2,887,125</b>	<b>\$ 13,962,671</b>	<b>\$ 3,812,345</b>	<b>\$ 666,652</b>	<b>\$ 376,900</b>	<b>\$ 24,348,978</b>	<b>\$ 1,643,455</b>
<b>OTHER CITY FUNDS</b>										
Airport Fund	\$ 986,000	\$ 834,150	\$ 455,000	\$ 1,016,000	\$ 10,000	\$ 10,000	\$ 10,000	\$ 437,000	\$ 2,772,150	\$ 2,403,175
Boat Launch Fund					\$ 1,300,000				\$ 1,300,000	\$ 850,000
City Sewer Fund	\$ 2,261,905	\$ 1,308,540	\$ 1,538,230	\$ 4,713,478	\$ 1,787,125	\$ 10,910,092	\$ 310,000	\$ 10,000	\$ 20,577,465	\$ 546,935
City Water Fund	\$ 1,286,559	\$ 1,141,233	\$ 3,250,383	\$ 3,984,484	\$ 1,852,125	\$ 5,316,170	\$ 1,510,000	\$ 510,000	\$ 17,564,395	\$ 4,200,024
General Fund	\$ 28,500	\$ 28,500	\$ 28,500	\$ 28,500	\$ 28,500	\$ 28,500	\$ 28,500	\$ 28,500	\$ 199,500	
Harbor Island Remediation Fund	\$ 1,250,000	\$ 1,625,000	\$ 1,875,000	\$ 22,800,000	\$ 20,750,000	\$ 10,500,000	\$ 500,000	\$ 500,000	\$ 58,550,000	\$ 4,027,800
Local Streets Fund	\$ 329,733	\$ 315,483	\$ 404,478	\$ 393,433	\$ 609,196	\$ 2,760,041	\$ 351,088	\$ 357,209	\$ 5,190,928	\$ 16,700
Major Streets Fund	\$ 1,378,851	\$ 1,014,674	\$ 898,615	\$ 4,521,032	\$ 509,052	\$ 1,195,836	\$ 351,088	\$ 397,209	\$ 8,887,506	\$ 11,405,546
Marina Fund	\$ 361,125	\$ 185,000		\$ 2,806,985	\$ 1,546,575	\$ 1,722,610			\$ 6,261,170	\$ 1,525,000
Motor Pool Fund	\$ 1,352,000	\$ 262,600	\$ 1,367,700	\$ 1,505,000	\$ 540,000	\$ 1,936,000	\$ 965,000	\$ 235,000	\$ 6,811,300	
<b>OTHER CITY FUNDS Total</b>	<b>\$ 9,234,673</b>	<b>\$ 6,715,180</b>	<b>\$ 9,817,905</b>	<b>\$ 41,768,912</b>	<b>\$ 28,932,573</b>	<b>\$ 34,379,249</b>	<b>\$ 4,025,675</b>	<b>\$ 2,474,919</b>	<b>\$ 128,114,413</b>	<b>\$ 24,975,180</b>
<b>INTERGOVERNMENTAL/OTHER FUNDS</b>										
NOWS	\$ 242,000	\$ 446,613	\$ 201,000	\$ 192,000	\$ 130,000	\$ 2,190,000	\$ 510,000	\$ 11,340,000	\$ 15,009,613	\$ 14,830,000
Sewer Authority	\$ 722,000	\$ 877,590	\$ 641,000	\$ 960,600	\$ 321,000	\$ 366,000	\$ 530,000	\$ 785,000	\$ 4,481,190	\$ 15,000,000
<b>INTERGOVERNMENTAL/OTHER FUNDS Total</b>	<b>\$ 964,000</b>	<b>\$ 1,324,203</b>	<b>\$ 842,000</b>	<b>\$ 1,152,600</b>	<b>\$ 451,000</b>	<b>\$ 2,556,000</b>	<b>\$ 1,040,000</b>	<b>\$ 12,125,000</b>	<b>\$ 19,490,803</b>	<b>\$ 29,830,000</b>
	<b>\$ 11,571,773</b>	<b>\$ 9,782,968</b>	<b>\$ 11,559,605</b>	<b>\$ 45,808,637</b>	<b>\$ 43,346,244</b>	<b>\$ 40,747,594</b>	<b>\$ 5,732,327</b>	<b>\$ 14,976,818</b>	<b>\$ 171,954,194</b>	<b>\$ 56,448,635</b>

CITY OF GRAND HAVEN  
SIX YEAR CAPITAL EQUIPMENT AND IMPROVEMENT PLAN DETAIL  
FISCAL YEAR 2025-26 THROUGH FISCAL YEAR 2031-32

	ORIGINAL BUDGET 2025-26	PROJECTED BUDGET 2025-26	REQUESTED BUDGET 2026-27	REQUESTED BUDGET 2027-28	REQUESTED BUDGET 2028-29	REQUESTED BUDGET 2029-30	REQUESTED BUDGET 2030-31	REQUESTED BUDGET 2031-32	TOTAL PROJECT COSTS	OUTSIDE FUNDING ANTICIPATED
<b>PUBLIC IMPROVEMENT FUND</b>										
Buildings										
Central Park Place	\$ 8,000	\$ 44,050		\$ 60,000	\$ 165,000	\$ 50,000	\$ 25,000		\$ 344,050	
Audio/Video Equipment	\$ 8,000	\$ -							\$ -	
Audio/Video Equipment Hardware		\$ 8,000							\$ 8,000	
Dishwasher for Upper Level Kitchen							\$ 25,000		\$ 25,000	
Flooring - All Linoleum Replacement					\$ 50,000				\$ 50,000	
Flooring - Dance Floor		\$ 15,000							\$ 15,000	
Furniture				\$ 40,000					\$ 40,000	
HVAC Control Integration					\$ 65,000				\$ 65,000	
HVAC Software and Panel Upgrades				\$ 20,000					\$ 20,000	
Kitchen Floor						\$ 50,000			\$ 50,000	
Lighting Control Upgrades		\$ 21,050							\$ 21,050	
Roof Maintenance					\$ 50,000				\$ 50,000	
City Beach				\$ 20,000					\$ 20,000	
Structure Soffit Maintenance				\$ 20,000					\$ 20,000	
City Hall	\$ 37,000	\$ 51,350		\$ 320,000	\$ 670,000	\$ 50,000			\$ 1,091,350	
Boiler Room Floor Drain				\$ 20,000					\$ 20,000	
Carpet Replacement (First Floor)				\$ 25,000					\$ 25,000	
Carpet Replacement (Second Floor)				\$ 25,000					\$ 25,000	
Conference Room Furniture					\$ 20,000				\$ 20,000	
Elevator Replacement	\$ 27,000	\$ 49,350							\$ 49,350	
Entrance Repairs	\$ 10,000	\$ 2,000			\$ 50,000				\$ 52,000	
Exterior Façade Waterproofing				\$ 150,000					\$ 150,000	
HVAC Replacement Full System					\$ 600,000				\$ 600,000	
Roof Replacement				\$ 100,000					\$ 100,000	
Security Enhancements						\$ 50,000			\$ 50,000	
Depot	\$ 50,000	\$ 8,130		\$ 50,000					\$ 58,130	\$ 50,000
Basement Footing Drain	\$ 50,000	\$ -		\$ 50,000					\$ 50,000	\$ 50,000
Basement Staircase		\$ 8,130							\$ 8,130	
Mulligan's Hollow		\$ 29,000	\$ 12,000		\$ 30,000				\$ 71,000	
Bathroom Rehab					\$ 30,000				\$ 30,000	
Flooring Replacement			\$ 12,000						\$ 12,000	
HVAC Repairs		\$ 29,000							\$ 29,000	
Public Safety Building	\$ 75,000	\$ 253,900			\$ 10,315,000				\$ 10,568,900	
Admin Furniture/Work Stations					\$ 25,000				\$ 25,000	
Admin Kitchen Rehab					\$ 10,000				\$ 10,000	
Bathroom Rehab (Office)					\$ 20,000				\$ 20,000	
Bathroom Rehab (Patrol/Guest)	\$ 30,000	\$ -							\$ -	
Carpet Replacement					\$ 40,000				\$ 40,000	
HVAC Control Integration					\$ 25,000				\$ 25,000	
HVAC Replacement		\$ 253,900							\$ 253,900	
Locker Rooms					\$ 50,000				\$ 50,000	
Public Safety Building					\$ 10,000,000				\$ 10,000,000	
Security Enhancements	\$ 45,000	\$ -			\$ 45,000				\$ 45,000	
Tile Replacement - Bathrooms					\$ 25,000				\$ 25,000	
Tile Replacement - Main Hall					\$ 75,000				\$ 75,000	
Second Street Restrooms				\$ 15,000	\$ 100,000				\$ 115,000	
Boiler & Hot Water Heater Replacement					\$ 28,000				\$ 28,000	
Door Replacement					\$ 24,000				\$ 24,000	
Fixture & Counter Replacement					\$ 30,000				\$ 30,000	
Flooring Replacement				\$ 15,000					\$ 15,000	
Roof/Skylight Replacement					\$ 18,000				\$ 18,000	
Buildings Total	\$ 170,000	\$ 386,430	\$ 12,000	\$ 465,000	\$ 11,280,000	\$ 100,000	\$ 25,000		\$ 12,268,430	\$ 50,000
Fire Truck Replacement Fund										
Public Safety						\$ 3,000,000			\$ 3,000,000	
Fire Truck 922 Replacement						\$ 3,000,000			\$ 3,000,000	
Transfers Out	\$ 100,000	\$ 100,000	\$ 100,000	\$ 100,000	\$ 100,000	\$ 100,000	\$ 100,000	\$ 100,000	\$ 700,000	
Transfer to Fire Truck Replacement Fund	\$ 100,000	\$ 100,000	\$ 100,000	\$ 100,000	\$ 100,000	\$ 100,000	\$ 100,000	\$ 100,000	\$ 700,000	
Fire Truck Replacement Fund Total	\$ 100,000	\$ 100,000	\$ 100,000	\$ 100,000	\$ 100,000	\$ 3,100,000	\$ 100,000	\$ 100,000	\$ 3,700,000	
IT & Office Needs										
City Council				\$ 23,000					\$ 23,000	
Council Chambers Cameras				\$ 10,000					\$ 10,000	
Council Chambers Projector Replacement				\$ 13,000					\$ 13,000	
City Manager			\$ 20,000			\$ 20,000			\$ 40,000	
Website Redesign			\$ 20,000			\$ 20,000			\$ 40,000	
Computers & Other Hardware	\$ 15,000	\$ 15,250	\$ 10,000	\$ 16,000	\$ 16,000	\$ 16,000	\$ 16,000	\$ 16,000	\$ 105,250	
City Computers/Laptops	\$ 15,000	\$ 15,250	\$ 10,000	\$ 16,000	\$ 16,000	\$ 16,000	\$ 16,000	\$ 16,000	\$ 105,250	

	ORIGINAL BUDGET 2025-26	PROJECTED BUDGET 2025-26	REQUESTED BUDGET 2026-27	REQUESTED BUDGET 2027-28	REQUESTED BUDGET 2028-29	REQUESTED BUDGET 2029-30	REQUESTED BUDGET 2030-31	REQUESTED BUDGET 2031-32	TOTAL PROJECT COSTS	OUTSIDE FUNDING ANTICIPATED
<b>Public Safety</b>					\$ 25,000				\$ 25,000	
Training Room AV Update					\$ 25,000				\$ 25,000	
<b>Servers &amp; Software</b>	\$ 20,500	\$ 35,500	\$ 86,200	\$ 71,200	\$ 42,200	\$ 31,200	\$ 26,700	\$ 15,000	\$ 308,000	
Additional Miscellaneous IT Costs	\$ 15,000	\$ -	\$ 10,000	\$ 15,000	\$ 15,000	\$ 15,000	\$ 15,000	\$ 15,000	\$ 85,000	
Backup Server Replacement					\$ 12,000				\$ 12,000	
BS&A Server Replacement						\$ 10,000			\$ 10,000	
Cisco POE Network Switches Replacement			\$ 70,000						\$ 70,000	
External Network Penetration Security			\$ 6,200		\$ 6,200		\$ 6,200		\$ 18,600	
Internal Network Penetration Security				\$ 6,200		\$ 6,200			\$ 12,400	
Network Uninterruptable Power Supplies	\$ 5,500	\$ 5,500					\$ 5,500		\$ 11,000	
Server Uninterruptable Power Supplies					\$ 9,000				\$ 9,000	
Windows Server Operating System Upgrade				\$ 50,000					\$ 50,000	
Wireless System Upgrade (All City Buildings)		\$ 30,000							\$ 30,000	
IT & Office Needs Total	\$ 35,500	\$ 50,750	\$ 116,200	\$ 110,200	\$ 83,200	\$ 67,200	\$ 42,700	\$ 31,000	\$ 501,250	
<b>Parks &amp; Parklands</b>										
<b>All Parks</b>	\$ 20,000	\$ 10,000	\$ 10,000	\$ 10,000	\$ 10,000	\$ 10,000	\$ 10,000	\$ 10,000	\$ 70,000	
Park Equipment/Maintenance	\$ 20,000	\$ 10,000	\$ 10,000	\$ 10,000	\$ 10,000	\$ 10,000	\$ 10,000	\$ 10,000	\$ 70,000	
<b>Bicentennial Park</b>						\$ 150,000			\$ 150,000	
Riverview ADA Sidewalk Project						\$ 150,000			\$ 150,000	
<b>Central Park</b>			\$ 35,000	\$ 100,000					\$ 135,000	
Fountain Rehabilitation				\$ 100,000					\$ 100,000	
Special Event Electrical Replacement			\$ 35,000						\$ 35,000	
<b>Chinook Pier</b>			\$ 50,000		\$ 175,000				\$ 225,000	\$ 50,000
Coal Tipple Concrete Rebar Preservation, Signage			\$ 50,000						\$ 50,000	\$ 50,000
Engine 1223									\$ -	
Playground Replacement					\$ 175,000				\$ 175,000	
<b>City Beach</b>					\$ 65,000				\$ 65,000	
Beach Access Stairs (across of City Beach Lot)									\$ -	
Beach Access Stairs (at Grand Avenue)					\$ 65,000				\$ 65,000	
<b>East Grand River Park</b>	\$ 7,000	\$ 5,000			\$ 300,000				\$ 305,000	
Bathroom Updates	\$ 7,000	\$ 5,000							\$ 5,000	
Construct Barrier Free Restrooms					\$ 300,000				\$ 300,000	
<b>Flahive Boat Launch</b>				\$ 425,000		\$ 25,000		\$ 25,000	\$ 475,000	\$ 163,000
Boat Launch Design, Construction and Parking Lot Improvements				\$ 400,000					\$ 400,000	\$ 163,000
Dredging				\$ 25,000		\$ 25,000		\$ 25,000	\$ 75,000	
<b>Harbor Island</b>			\$ 15,000		\$ 75,000		\$ 75,000		\$ 165,000	
Dredging					\$ 75,000		\$ 75,000		\$ 150,000	
Overlook Refurbishment			\$ 15,000						\$ 15,000	
<b>Hatton Park</b>			\$ -						\$ -	
Gazebo Removal			\$ -						\$ -	
<b>Hayes Street/Hofma Park Preserve Connector</b>									\$ -	
Parking, Canoe launch, Dock, Boardwalk, Bridge, Trails w/Township									\$ -	
<b>Lake Forest Cemetery</b>			\$ 12,000	\$ 554,000	\$ 12,000	\$ 12,000	\$ 12,000	\$ 12,000	\$ 614,000	
Columbarium Addition and New Structure				\$ 300,000					\$ 300,000	
Pole Barn				\$ 242,000					\$ 242,000	
Resurfacing			\$ 12,000	\$ 12,000	\$ 12,000	\$ 12,000	\$ 12,000	\$ 12,000	\$ 72,000	
<b>Linear Park - Harbor Island</b>				\$ 550,000	\$ 25,000				\$ 575,000	\$ 550,000
Art Sculpture Concrete Pads					\$ 25,000				\$ 25,000	
Park Rehabilitation				\$ 550,000					\$ 550,000	\$ 550,000
<b>Mulligan's Hollow</b>				\$ 125,000	\$ 45,000				\$ 170,000	\$ 50,000
Imagination Station Driveway Replacement				\$ 35,000					\$ 35,000	
Imagination Station Rubber Floor Rehab				\$ 50,000					\$ 50,000	\$ 50,000
Irrigation System				\$ 40,000					\$ 40,000	
Softball Field Diamond & Fence Rehab					\$ 45,000				\$ 45,000	
<b>Rix Robinson - Tri-Cities Connector</b>	\$ 175,000	\$ 171,100					\$ 200,000		\$ 371,100	
Connector Park Refurbishment	\$ 175,000	\$ 171,100					\$ 200,000		\$ 371,100	
<b>Sluka Field</b>	\$ 605,100	\$ 625,225				\$ 30,000			\$ 655,225	\$ 266,200
Building Roof						\$ 30,000			\$ 30,000	\$ 15,000
Core Area Improvements Eng & Construction	\$ 545,100	\$ 570,525							\$ 570,525	\$ 251,200
Playground Equipment	\$ 60,000	\$ 54,700							\$ 54,700	
<b>City-Wide</b>	\$ 8,000	\$ -	\$ 60,000						\$ 60,000	
Tree Canopy Survey Census/Inventory	\$ 8,000	\$ -	\$ 60,000						\$ 60,000	
<b>Central Park Place Courtyard</b>				\$ 50,000					\$ 50,000	
Underground Tunnel Repairs				\$ 50,000					\$ 50,000	
<b>Dewey Hill Anchor House</b>			\$ 30,000						\$ 30,000	\$ 30,000
Anchor Storage House Rebuild			\$ 30,000						\$ 30,000	\$ 30,000
<b>Edwards Street</b>			\$ 70,000						\$ 70,000	
Edwards Street Retaining Wall			\$ 70,000						\$ 70,000	
<b>Parks &amp; Parklands Total</b>	\$ 815,100	\$ 811,325	\$ 282,000	\$ 1,814,000	\$ 707,000	\$ 227,000	\$ 297,000	\$ 47,000	\$ 4,185,325	\$ 1,109,200
<b>Public Artifacts</b>										
<b>Boardwalk</b>			\$ 15,000	\$ 40,000		\$ 125,000			\$ 180,000	\$ 55,000
Electrical Conduit from State Park to Trolley turnaround - Connector Park Boardwalk			\$ 15,000	\$ 40,000		\$ 125,000			\$ 15,000	\$ 15,000

	ORIGINAL BUDGET 2025-26	PROJECTED BUDGET 2025-26	REQUESTED BUDGET 2026-27	REQUESTED BUDGET 2027-28	REQUESTED BUDGET 2028-29	REQUESTED BUDGET 2029-30	REQUESTED BUDGET 2030-31	REQUESTED BUDGET 2031-32	TOTAL PROJECT COSTS	OUTSIDE FUNDING ANTICIPATED
Electrical Harbor Juniors from Pier East 500'						\$ 125,000			\$ 125,000	
New Light Poles Chinook Pier to End of Floaters				\$ 40,000					\$ 40,000	\$ 40,000
<b>Lighthouses</b>	\$ 75,000	\$ 166,900	\$ 185,000						\$ 351,900	\$ 351,900
Inner Lighthouse Painting/Restoration		\$ 76,900							\$ 76,900	\$ 76,900
Interpretive Sign and Educational Exhibits	\$ 75,000	\$ 90,000							\$ 90,000	\$ 90,000
Outer Lighthouse Painting/Restoration			\$ 185,000						\$ 185,000	\$ 185,000
<b>Waterfront Stadium</b>				\$ 75,000					\$ 75,000	\$ 75,000
Treat Hand Rails				\$ 75,000					\$ 75,000	\$ 75,000
Public Artifacts Total	\$ 75,000	\$ 166,900	\$ 200,000	\$ 115,000		\$ 125,000			\$ 606,900	\$ 481,900
Public Improvement Fund										
<b>Parking Lot Resurfacing</b>				\$ 35,000	\$ 80,000				\$ 115,000	
City Beach Parking Lot Resurfacing									\$ -	
East End Parking Lot Resurfacing					\$ 40,000				\$ 40,000	
Linear Park Lot Resurfacing				\$ 35,000					\$ 35,000	
Public Safety Lot Resurfacing					\$ 40,000				\$ 40,000	
<b>Public Improvement</b>		\$ 100,080			\$ 1,500,000				\$ 1,600,080	
Beechtree Corridor Electric Meter Relocation		\$ 45,500							\$ 45,500	
Harbor Drive Rerouting Fiber Optic Cable		\$ 54,580							\$ 54,580	
Snowmelt Boiler System Replacement					\$ 1,500,000				\$ 1,500,000	
Public Improvement Fund Total		\$ 100,080		\$ 35,000	\$ 1,580,000				\$ 1,715,080	
Public Safety										
<b>Public Safety</b>	\$ 127,500	\$ 83,100	\$ 159,500	\$ 197,925	\$ 162,471	\$ 143,145	\$ 151,952	\$ 148,900	\$ 1,046,993	\$ 2,355
Body Armor	\$ 13,000	\$ 13,000	\$ 20,000	\$ 20,000	\$ 20,000	\$ 20,000	\$ 20,000	\$ 20,000	\$ 133,000	\$ 2,355
Chairs					\$ 11,000				\$ 11,000	
De-escalation and Police Training			\$ 12,000	\$ 12,000	\$ 12,000	\$ 12,000	\$ 12,000	\$ 12,000	\$ 72,000	
Drone	\$ 20,000	\$ 20,000	\$ 5,000						\$ 25,000	
Fire Hose Replacement	\$ 10,000	\$ -	\$ 15,000	\$ 6,000	\$ 6,000	\$ 6,000	\$ 6,000	\$ 6,000	\$ 45,000	
Ice-Water Rescue Suits					\$ 5,000				\$ 5,000	
Personal Protective Fire Gear	\$ 30,000	\$ 30,000	\$ 48,500	\$ 50,925	\$ 53,471	\$ 56,145	\$ 58,952	\$ 61,900	\$ 359,893	
Portable Radios	\$ 5,000	\$ -		\$ 50,000					\$ 50,000	
Rescue Saw - Vent Fan	\$ 5,500	\$ -							\$ -	
Security Camera Replacement				\$ 6,000					\$ 6,000	
Taser Replacement	\$ 21,000	\$ 20,100	\$ 21,000	\$ 22,000	\$ 23,000	\$ 23,000	\$ 23,000	\$ 23,000	\$ 155,100	
Thermal Imaging Cameras (Fire)			\$ 5,000	\$ 5,000					\$ 10,000	
Traffic Camera System	\$ 23,000		\$ 23,000	\$ 26,000	\$ 26,000	\$ 26,000	\$ 26,000	\$ 26,000	\$ 153,000	
Uniform Replacement			\$ 10,000		\$ 6,000	\$ 6,000	\$ 6,000	\$ 6,000	\$ 22,000	
Public Safety Total	\$ 127,500	\$ 83,100	\$ 159,500	\$ 197,925	\$ 162,471	\$ 143,145	\$ 151,952	\$ 148,900	\$ 1,046,993	\$ 2,355
Miscellaneous										
<b>Miscellaneous</b>	\$ 50,000	\$ 45,000	\$ 30,000	\$ 50,000	\$ 50,000	\$ 50,000	\$ 50,000	\$ 50,000	\$ 325,000	
Additional Miscellaneous DPW Costs	\$ 40,000	\$ 35,000	\$ 20,000	\$ 40,000	\$ 40,000	\$ 40,000	\$ 40,000	\$ 40,000	\$ 255,000	
City Wayfinding Signs (Annual)	\$ 10,000	\$ 10,000	\$ 10,000	\$ 10,000	\$ 10,000	\$ 10,000	\$ 10,000	\$ 10,000	\$ 70,000	
Miscellaneous Total	\$ 50,000	\$ 45,000	\$ 30,000	\$ 50,000	\$ 50,000	\$ 50,000	\$ 50,000	\$ 50,000	\$ 325,000	
<b>PUBLIC IMPROVEMENT FUND Total</b>	\$ 1,373,100	\$ 1,743,585	\$ 899,700	\$ 2,887,125	\$ 13,962,671	\$ 3,812,345	\$ 666,652	\$ 376,900	\$ 24,348,978	\$ 1,643,455

	ORIGINAL BUDGET 2025-26	PROJECTED BUDGET 2025-26	REQUESTED BUDGET 2026-27	REQUESTED BUDGET 2027-28	REQUESTED BUDGET 2028-29	REQUESTED BUDGET 2029-30	REQUESTED BUDGET 2030-31	REQUESTED BUDGET 2031-32	TOTAL PROJECT COSTS	OUTSIDE FUNDING ANTICIPATED
<b>OTHER CITY FUNDS</b>										
Airport Fund										
<b>Airport</b>	\$ 986,000	\$ 834,150	\$ 455,000	\$ 1,016,000	\$ 10,000	\$ 10,000	\$ 10,000	\$ 437,000	\$ 2,772,150	\$ 2,403,175
6-Unit T Hangar Construction				\$ 905,000					\$ 905,000	\$ 859,750
6-Unit T Hangar Design	\$ 74,000	\$ 63,000							\$ 63,000	\$ 59,850
6-Unit T Hangar Sitework	\$ 172,500	\$ -	\$ 172,500						\$ 172,500	\$ 163,875
All-Weather Station	\$ 15,000	\$ 10,200							\$ 10,200	
Concrete Slab Rehab (Hangar F)				\$ 20,000					\$ 20,000	\$ 20,000
Critical Runway Analysis			\$ 40,000						\$ 40,000	
Gas Pumps (2) Replacement	\$ 75,000	\$ 64,750							\$ 64,750	\$ 64,750
Hangar Paint (Hangar B - Roof)			\$ 11,200						\$ 11,200	
Hangar Paint (Hangar F)			\$ 14,000						\$ 14,000	
Hangar Paint (Hangar G)			\$ 7,300						\$ 7,300	
Hangar Paint (Sidewalls - Hangar A)	\$ 25,000	\$ 18,700							\$ 18,700	
Maintenance Hangar Heaters	\$ 25,000	\$ 16,000							\$ 16,000	
Parcel E65, E66 Acquire Land for Approach			\$ 135,000						\$ 135,000	\$ 128,250
Parcel E65, E66 Tree Trimming/Removal				\$ 81,000					\$ 81,000	\$ 76,950
Pavement Crack Sealing and Marking	\$ 40,000	\$ 54,000							\$ 54,000	\$ 54,000
Runway 18/36 Construction Pavement Rehab	\$ 481,000	\$ 481,000							\$ 481,000	\$ 481,000
Runway 18/36 Engineering Pavement Rehab	\$ 43,500	\$ 43,500							\$ 43,500	\$ 43,500
Skydive Hangar Water Leak Repair	\$ 10,000	\$ -							\$ -	
Taxiway A Construction Rehab							\$ 427,000	\$ 427,000	\$ 427,000	\$ 405,650
Tree Trimming/Removal	\$ 25,000	\$ 35,000	\$ 75,000	\$ 10,000	\$ 10,000	\$ 10,000	\$ 10,000	\$ 10,000	\$ 160,000	
Airport Fund Total	\$ 986,000	\$ 834,150	\$ 455,000	\$ 1,016,000	\$ 10,000	\$ 10,000	\$ 10,000	\$ 437,000	\$ 2,772,150	\$ 2,403,175
Boat Launch Fund										
<b>Harbor Island Boat Launch</b>					\$ 1,300,000				\$ 1,300,000	\$ 850,000
Boat Launch Reconstruction					\$ 1,300,000				\$ 1,300,000	\$ 850,000
Boat Launch Fund Total					\$ 1,300,000				\$ 1,300,000	\$ 850,000
City Sewer Fund										
<b>Engineering</b>	\$ 66,468	\$ 167,762	\$ 278,230	\$ 84,557	\$ 277,125	\$ 64,674			\$ 872,348	\$ 16,600
Columbus - Beacon to Albee									\$ -	
Elliott - Fifth to Despelder									\$ -	
Elliott - Second to Fifth									\$ -	
Ferry - Sewer Main Lining				\$ 59,557					\$ 59,557	
Fulton - First to Fifth	\$ 53,168	\$ 167,473							\$ 167,473	
Grant - Beacon to Beechtree			\$ 16,600	\$ 25,000	\$ 210,000	\$ 64,674			\$ 316,274	\$ 16,600
Harbor - Franklin to Howard									\$ -	
Harbor - Prospect to Grand									\$ -	
Lake Ave - Prospect to Woodlawn									\$ -	
Madison - Despelder to Ferry									\$ -	
Second - Fulton to Elliott									\$ -	
Seventh - Clinton to Beacon			Columbus - Fourth to Beacon	\$ 261,630					\$ 261,919	
Washington Square Area	\$ 13,300	\$ 289			\$ 67,125				\$ 67,125	
Woodlawn - Ferry to Albee									\$ -	
<b>Construction</b>	\$ 1,155,437	\$ 803,778	\$ 150,000	\$ 3,768,921		\$ 3,035,418			\$ 7,758,117	\$ 530,335
Columbus - Beacon to Albee									\$ -	
Elliott - Fifth to Despelder									\$ -	
Elliott - Second to Fifth									\$ -	
Ferry - Sewer Main Lining				\$ 1,308,000					\$ 1,308,000	
Fulton - First to Fifth	\$ 1,155,437	\$ 803,778							\$ 803,778	\$ 530,335
Fulton & Hopkins Storm Sewer Reconnection			\$ 115,000						\$ 115,000	
Grant - Beacon to Beechtree						\$ 2,597,393			\$ 2,597,393	
Harbor - Franklin to Howard									\$ -	
Harbor - Prospect to Grand									\$ -	
Hopkins Sewer Lateral			\$ 35,000						\$ 35,000	
Lake Ave - Prospect to Woodlawn									\$ -	
Madison - Despelder to Ferry									\$ -	
Second - Fulton to Elliott									\$ -	
Seventh - Clinton to Beacon			Columbus - Fourth to Beacon	\$ 2,460,921					\$ 2,460,921	
Washington Square Area						\$ 438,025			\$ 438,025	
Woodlawn - Ferry to Albee									\$ -	
<b>City Sewer</b>	\$ 440,000	\$ 337,000	\$ 510,000	\$ 10,000	\$ 310,000	\$ 10,000	\$ 310,000	\$ 10,000	\$ 1,497,000	
Asset Management Plan	\$ 25,000	\$ -	\$ 10,000	\$ 10,000	\$ 10,000	\$ 10,000	\$ 10,000	\$ 10,000	\$ 60,000	
Camera Trailer Equipment (Camera 1)	\$ 165,000	\$ 132,000							\$ 132,000	
Five Mile Hill Tower Replacement	\$ 250,000	\$ 205,000							\$ 205,000	
Sewer Main Lining			\$ 250,000		\$ 300,000		\$ 300,000		\$ 850,000	
Street Sweeper (52-15)			\$ 250,000						\$ 250,000	

	ORIGINAL BUDGET 2025-26	PROJECTED BUDGET 2025-26	REQUESTED BUDGET 2026-27	REQUESTED BUDGET 2027-28	REQUESTED BUDGET 2028-29	REQUESTED BUDGET 2029-30	REQUESTED BUDGET 2030-31	REQUESTED BUDGET 2031-32	TOTAL PROJECT COSTS	OUTSIDE FUNDING ANTICIPATED
<b>Lift Stations</b>	\$ 600,000	\$ -	\$ 600,000	\$ 850,000	\$ 1,200,000	\$ 7,800,000			\$ 10,450,000	
Adams Street Force Main Replacement						\$ 7,000,000			\$ 7,000,000	
Bil Mar Lift Station Replacement						\$ 800,000			\$ 800,000	
Escanaba Park Lift Station Replacement									\$ -	
Friant Lift Station Replacement					\$ 1,200,000				\$ 1,200,000	
Harbor Lift Station Replacement				\$ 850,000					\$ 850,000	
Robbins Lift Station Replacement	\$ 600,000	\$ -	\$ 600,000						\$ 600,000	
<b>City Sewer Fund Total</b>	\$ 2,261,905	\$ 1,308,540	\$ 1,538,230	\$ 4,713,478	\$ 1,787,125	\$ 10,910,092	\$ 310,000	\$ 10,000	\$ 20,577,465	\$ 546,935
<b>City Water Fund</b>										
<b>Engineering</b>	\$ 87,152	\$ 39,061	\$ 430,333	\$ 50,000	\$ 342,125	\$ 63,127			\$ 924,646	\$ 16,700
Columbus - Beacon to Albee									\$ -	
Elliott - Fifth to Despelder									\$ -	
Elliott - Second to Fifth									\$ -	
Ferry - Water Main Lining			\$ 168,100						\$ 168,100	
Fulton - First to Fifth	\$ 17,576	\$ 38,670							\$ 38,670	
Grant - Beacon to Beechtree			\$ 16,700	\$ 50,000	\$ 275,000	\$ 63,127			\$ 404,827	\$ 16,700
Harbor - Franklin to Howard									\$ -	
Harbor - Prospect to Grand									\$ -	
Lake Ave - Prospect to Woodlawn									\$ -	
Mulligan's Hollow Water Main Replacement									\$ -	
Seventh - Clinton to Beacon	\$ 17,576	\$ 391	\$ 245,533						\$ 245,924	
Taylor - Sheldon to Kooiman	\$ 52,000	\$ -							\$ -	
Washington Square Area					\$ 67,125				\$ 67,125	
Woodlawn - Ferry to Albee									\$ -	
<b>Construction</b>	\$ 324,407	\$ 284,672	\$ 1,310,050	\$ 2,424,484		\$ 3,743,043			\$ 7,762,249	\$ 183,324
Columbus - Beacon to Albee									\$ -	
Elliott - Fifth to Despelder									\$ -	
Elliott - Second to Fifth									\$ -	
Ferry - Water Main Lining			\$ 1,310,050						\$ 1,310,050	
Fulton - First to Fifth	\$ 324,407	\$ 284,672							\$ 284,672	\$ 183,324
Grant - Beacon to Beechtree						\$ 3,305,018			\$ 3,305,018	
Harbor - Franklin to Howard									\$ -	
Harbor - Prospect to Grand									\$ -	
Lake Ave - Prospect to Woodlawn									\$ -	
Mulligan's Hollow Water Main Replacement									\$ -	
Seventh - Clinton to Beacon				\$ 2,424,484					\$ 2,424,484	
Taylor - Sheldon to Kooiman									\$ -	
Washington Square Area						\$ 438,025			\$ 438,025	
Woodlawn - Ferry to Albee									\$ -	
<b>City Water</b>	\$ 875,000	\$ 817,500	\$ 1,510,000	\$ 1,510,000	\$ 1,510,000	\$ 1,510,000	\$ 1,510,000	\$ 510,000	\$ 8,877,500	\$ 4,000,000
Asset Management Plan	\$ 25,000	\$ -	\$ 10,000	\$ 10,000	\$ 10,000	\$ 10,000	\$ 10,000	\$ 10,000	\$ 60,000	
Duncan Ct to Taylor Ave Water Main Loop									\$ -	
Five Mile Hill Tower Replacement	\$ 250,000	\$ 205,000							\$ 205,000	
Lead Service Line Investigation Work	\$ 600,000	\$ 612,500							\$ 612,500	
Lead Service Line Replacements			\$ 1,500,000	\$ 1,500,000	\$ 1,500,000	\$ 1,500,000	\$ 1,500,000	\$ 500,000	\$ 8,000,000	\$ 4,000,000
<b>City Water Fund Total</b>	\$ 1,286,559	\$ 1,141,233	\$ 3,250,383	\$ 3,984,484	\$ 1,852,125	\$ 5,316,170	\$ 1,510,000	\$ 510,000	\$ 17,564,395	\$ 4,200,024
<b>Local Streets Fund</b>										
<b>Engineering</b>	\$ 15,000	\$ 13,250	\$ 32,000	\$ 15,606	\$ 225,912	\$ 91,236	\$ 16,561	\$ 16,892	\$ 411,458	\$ 16,700
Elliott - Fifth to Despelder									\$ -	
Elliott - Second to Fifth									\$ -	
Grant - Beacon to Beechtree			\$ 16,700		\$ 209,994	\$ 75,000			\$ 301,694	\$ 16,700
Madison - Despelder to Ferry									\$ -	
Street Resurfacing	\$ 15,000	\$ 13,250	\$ 15,300	\$ 15,606	\$ 15,918	\$ 16,236	\$ 16,561	\$ 16,892	\$ 109,764	
Woodlawn - Ferry to Griffin									\$ -	
<b>Construction</b>	\$ 302,233	\$ 302,233	\$ 367,478	\$ 372,827	\$ 378,284	\$ 2,663,804	\$ 329,526	\$ 335,317	\$ 4,749,469	
Elliott - Fifth to Despelder									\$ -	
Elliott - Second to Fifth									\$ -	
Grant - Beacon to Beechtree						\$ 2,279,955			\$ 2,279,955	
Madison - Despelder to Ferry									\$ -	
Sidewalk repair - Quadrant 1, NW					\$ 100,000				\$ 100,000	
Sidewalk repair - Quadrant 2, NE	\$ 40,000	\$ 40,000				\$ 100,000			\$ 140,000	
Sidewalk repair - Quadrant 3, SE			\$ 100,000				\$ 40,000		\$ 140,000	
Sidewalk repair - Quadrant 4, SW				\$ 100,000				\$ 40,000	\$ 140,000	
Street Resurfacing	\$ 262,233	\$ 262,233	\$ 267,478	\$ 272,827	\$ 278,284	\$ 283,849	\$ 289,526	\$ 295,317	\$ 1,949,514	
Woodlawn - Ferry to Griffin									\$ -	
<b>Administration &amp; General</b>	\$ 12,500	\$ -	\$ 5,000	\$ 5,000	\$ 5,000	\$ 5,000	\$ 5,000	\$ 5,000	\$ 30,000	
Asset Management Plan	\$ 12,500	\$ -	\$ 5,000	\$ 5,000	\$ 5,000	\$ 5,000	\$ 5,000	\$ 5,000	\$ 30,000	
<b>Local Streets Fund Total</b>	\$ 329,733	\$ 315,483	\$ 404,478	\$ 393,433	\$ 609,196	\$ 2,760,041	\$ 351,088	\$ 357,209	\$ 5,190,928	\$ 16,700
<b>Major Streets Fund</b>										
<b>Engineering</b>	\$ 49,118	\$ 91,550	\$ 526,137	\$ 35,606	\$ 125,768	\$ 16,236	\$ 16,561	\$ 16,892	\$ 828,751	
Beacon Boulevard Improvements									\$ -	
Columbus - Beacon to Albee									\$ -	

	ORIGINAL BUDGET 2025-26	PROJECTED BUDGET 2025-26	REQUESTED BUDGET 2026-27	REQUESTED BUDGET 2027-28	REQUESTED BUDGET 2028-29	REQUESTED BUDGET 2029-30	REQUESTED BUDGET 2030-31	REQUESTED BUDGET 2031-32	TOTAL PROJECT COSTS	OUTSIDE FUNDING ANTICIPATED
Columbus - Railroad Crossing Conversion			\$ 10,000	\$ 10,000					\$ 20,000	
Franklin - Railroad Crossing Conversion			\$ 10,000	\$ 10,000					\$ 20,000	
Fulton - First to Fifth	\$ 34,118								\$ -	
Harbor - Franklin to Howard									\$ -	
Harbor - Prospect to Grand									\$ -	
Lake Ave - Prospect to Woodlawn									\$ -	
Seventh - Clinton to Beacon		\$ 30,600	\$ 490,837						\$ 521,437	
Street Resurfacing	\$ 15,000	\$ 13,250	\$ 15,300	\$ 15,606	\$ 15,918	\$ 16,236	\$ 16,561	\$ 16,892	\$ 109,764	
Traffic Signal - Beechtree & Robbins		\$ 47,700							\$ 47,700	
Washington Square Area					\$ 109,850				\$ 109,850	
<b>Construction</b>	<b>\$ 1,317,233</b>	<b>\$ 923,124</b>	<b>\$ 367,478</b>	<b>\$ 4,430,426</b>	<b>\$ 378,284</b>	<b>\$ 1,174,599</b>	<b>\$ 329,526</b>	<b>\$ 375,317</b>	<b>\$ 7,978,754</b>	<b>\$ 11,405,546</b>
Beacon Boulevard Improvements									\$ -	\$ 10,000,000
Columbus - Beacon to Albee									\$ -	
Columbus - Railroad Crossing Conversion				\$ 100,000					\$ 100,000	
Franklin - Railroad Crossing Conversion				\$ 125,000					\$ 125,000	
Fulton - First to Fifth	\$ 1,015,000	\$ 586,100							\$ 586,100	\$ 390,546
Harbor - Franklin to Howard									\$ -	
Harbor - Prospect to Grand									\$ -	
Lake Ave - Prospect to Woodlawn									\$ -	
Seventh - Clinton to Beacon				\$ 3,792,599					\$ 3,792,599	\$ 1,015,000
Sidewalk repair - Quadrant 1, NW					\$ 100,000				\$ 100,000	
Sidewalk repair - Quadrant 2, NE	\$ 40,000	\$ 40,000				\$ 100,000			\$ 140,000	
Sidewalk repair - Quadrant 3, SE			\$ 100,000				\$ 40,000		\$ 140,000	
Sidewalk repair - Quadrant 4, SW					\$ 100,000		\$ 40,000		\$ 140,000	
Storm Main Lining				\$ 40,000		\$ 40,000		\$ 40,000	\$ 120,000	
Street Resurfacing	\$ 262,233	\$ 262,233	\$ 267,478	\$ 272,827	\$ 278,284	\$ 283,849	\$ 289,526	\$ 295,317	\$ 1,949,514	
Traffic Signal - Beechtree & Robbins		\$ 34,791							\$ 34,791	
Washington Banner Poles									\$ -	
Washington Square Area						\$ 750,750			\$ 750,750	
<b>Administration &amp; General</b>	<b>\$ 12,500</b>	<b>\$ -</b>	<b>\$ 5,000</b>	<b>\$ 5,000</b>	<b>\$ 5,000</b>	<b>\$ 5,000</b>	<b>\$ 5,000</b>	<b>\$ 5,000</b>	<b>\$ 30,000</b>	
Asset Management Plan	\$ 12,500	\$ -	\$ 5,000	\$ 5,000	\$ 5,000	\$ 5,000	\$ 5,000	\$ 5,000	\$ 30,000	
<b>Snowmelt</b>				<b>\$ 50,000</b>					<b>\$ 50,000</b>	
Snowmelt Boiler Backup				\$ 50,000					\$ 50,000	
Major Streets Fund Total	\$ 1,378,851	\$ 1,014,674	\$ 898,615	\$ 4,521,032	\$ 509,052	\$ 1,195,836	\$ 351,088	\$ 397,209	\$ 8,887,506	\$ 11,405,546
Marina Fund										
<b>Municipal Marina</b>	<b>\$ 361,125</b>	<b>\$ 185,000</b>		<b>\$ 2,806,985</b>	<b>\$ 1,546,575</b>	<b>\$ 1,722,610</b>			<b>\$ 6,261,170</b>	<b>\$ 1,525,000</b>
Fish Cleaning Station Renovation - ADA Access				\$ 50,000					\$ 50,000	\$ 25,000
Marina Barge				\$ 21,000					\$ 21,000	
Marina Bathrooms Renovations				\$ 75,000					\$ 75,000	
Marina Commercial Dock Replacement - permits, design, bidding and construction	\$ 361,125	\$ 185,000							\$ 185,000	
Marina Docks Phase 3A - Conceptual design, permits, design, bidding and construction				\$ 2,660,985					\$ 2,660,985	\$ 500,000
Marina Docks Phase 4B - Conceptual design, permits, design, bidding and construction					\$ 1,546,575				\$ 1,546,575	\$ 500,000
Marina Docks Phase 5C - Conceptual design, permits, design, bidding and construction						\$ 1,722,610			\$ 1,722,610	\$ 500,000
Marina Fund Total	\$ 361,125	\$ 185,000		\$ 2,806,985	\$ 1,546,575	\$ 1,722,610			\$ 6,261,170	\$ 1,525,000
Harbor Island Remediation Fund										
<b>Harbor Island</b>	<b>\$ 1,250,000</b>	<b>\$ 1,625,000</b>	<b>\$ 1,875,000</b>	<b>\$ 22,800,000</b>	<b>\$ 20,750,000</b>	<b>\$ 10,500,000</b>	<b>\$ 500,000</b>	<b>\$ 500,000</b>	<b>\$ 58,550,000</b>	<b>\$ 4,027,800</b>
Environmental Remediation	\$ 1,250,000	\$ 1,625,000	\$ 1,875,000	\$ 2,800,000	\$ 750,000	\$ 500,000	\$ 500,000	\$ 500,000	\$ 8,550,000	\$ 4,027,800
Restoration/Redevelopment				\$ 20,000,000	\$ 20,000,000	\$ 10,000,000			\$ 50,000,000	
Harbor Island Remediation Fund Total	\$ 1,250,000	\$ 1,625,000	\$ 1,875,000	\$ 22,800,000	\$ 20,750,000	\$ 10,500,000	\$ 500,000	\$ 500,000	\$ 58,550,000	\$ 4,027,800
General Fund										
<b>DPW - ROW &amp; Sidewalks</b>	<b>\$ 28,500</b>	<b>\$ 28,500</b>	<b>\$ 28,500</b>	<b>\$ 28,500</b>	<b>\$ 28,500</b>	<b>\$ 28,500</b>	<b>\$ 28,500</b>	<b>\$ 28,500</b>	<b>\$ 199,500</b>	
Street Tree Planting (100 trees per year)	\$ 28,500	\$ 28,500	\$ 28,500	\$ 28,500	\$ 28,500	\$ 28,500	\$ 28,500	\$ 28,500	\$ 199,500	
General Fund Total	\$ 28,500	\$ 28,500	\$ 28,500	\$ 28,500	\$ 28,500	\$ 28,500	\$ 28,500	\$ 28,500	\$ 199,500	
Motor Pool Fund										
<b>R.V. Terrill Building</b>	<b>\$ 10,000</b>	<b>\$ -</b>	<b>\$ 135,000</b>	<b>\$ 125,000</b>		<b>\$ 1,300,000</b>			<b>\$ 1,560,000</b>	
Cold Storage Building Roof Replacement			\$ 75,000						\$ 75,000	
Fire Suppression/Alarm System Upgrade, Risk Management									\$ -	
Garage Doors (5) Maintenance			\$ 40,000						\$ 40,000	
HVAC System Replacement				\$ 125,000					\$ 125,000	
Remodel & Renovation Addition						\$ 1,300,000			\$ 1,300,000	
Second Floor Room Remodel	\$ 10,000	\$ -	\$ 20,000						\$ 20,000	

	ORIGINAL BUDGET 2025-26	PROJECTED BUDGET 2025-26	REQUESTED BUDGET 2026-27	REQUESTED BUDGET 2027-28	REQUESTED BUDGET 2028-29	REQUESTED BUDGET 2029-30	REQUESTED BUDGET 2030-31	REQUESTED BUDGET 2031-32	TOTAL PROJECT COSTS	OUTSIDE FUNDING ANTICIPATED
<b>Motor Pool</b>	\$ 472,000	\$ 167,100	\$ 997,700	\$ 1,170,000	\$ 370,000	\$ 461,000	\$ 790,000	\$ 60,000	\$ 4,015,800	
1 Ton Dump Truck (35-15)									\$ -	
1 Ton Dump Truck (6-13)									\$ -	
1 Ton Dump Truck (7-15)				\$ 75,000					\$ 75,000	
1 Ton Service Truck (65-16)			\$ 86,100						\$ 86,100	
2011 Swenson Salt Spreader			\$ 11,000	\$ 10,000					\$ 21,000	
2016 Barber Sweeper						\$ 65,000			\$ 65,000	
2016 Cat Loader (60-16)				\$ 300,000					\$ 300,000	
2016 Cat Loader (61-16)						\$ 300,000			\$ 300,000	
2018 Dodge Ram (10-18)					\$ 30,000				\$ 30,000	
3/4 Ton Truck (21-19)						\$ 60,000			\$ 60,000	
3/4 Ton Truck (24-19)							\$ 60,000		\$ 60,000	
3/4 Ton Truck (8-15)	\$ 50,000	\$ 46,000							\$ 46,000	
3/4 Ton Truck w/ Plow (28-15)			\$ 60,000						\$ 60,000	
3/4 Ton Truck w/ Plow (9-16)				\$ 60,000					\$ 60,000	
3/4 Ton Truck w/ Plow (CO-25)								\$ 60,000	\$ 60,000	
5 Ton Dump Truck (48)									\$ -	
5 Ton Dump Truck (50-16)			\$ 305,000						\$ 305,000	
5 Ton Dump Truck (58-18)							\$ 325,000		\$ 325,000	
Airport Snow Push Box					\$ 8,000				\$ 8,000	
Arrow Board					\$ 8,000				\$ 8,000	
Asphalt Mini Mill (85-1)	\$ 20,000	\$ 19,100							\$ 19,100	
Backhoe (63-13)	\$ 150,000	\$ -		\$ 180,000					\$ 180,000	
Broom (84-D)					\$ 9,000				\$ 9,000	
Bucket Truck (42)	\$ 162,000								\$ -	
City Manager Vehicle	\$ 45,000	\$ 50,100							\$ 50,100	
Generator (101)				\$ 60,000					\$ 60,000	
Generator (102)				\$ 60,000					\$ 60,000	
John Deere Gator (200-09)						\$ 16,000			\$ 16,000	
Kubota Tractor (49)				\$ 100,000					\$ 100,000	
Lawn Mowers (3) OR Diesel Mower (93-19)			\$ 50,000		\$ 50,000		\$ 55,000		\$ 155,000	
Parks Trailer (107)						\$ 10,000			\$ 10,000	
Parks Trailer (110)						\$ 10,000			\$ 10,000	
Property Acquisition				\$ 75,000					\$ 75,000	
Sign Machine				\$ 20,000					\$ 20,000	
Skidsteer Push Box	\$ 25,000	\$ 22,800							\$ 22,800	
Small Bucket Truck (44-14)				\$ 110,000					\$ 110,000	
Smithco Sweepstar 60 (80)	\$ 20,000		\$ 50,000						\$ 50,000	
Snow Blower for Loader (127)					\$ 240,000				\$ 240,000	
Tilt Trailer		\$ 9,100							\$ 9,100	
Vac Con Flush Truck (45-14)							\$ 350,000		\$ 350,000	
Wacker Loader (84)			\$ 95,000						\$ 95,000	
Wacker Loader (85)				\$ 95,000					\$ 95,000	
Wacker Loader (New)		\$ 20,000	\$ 65,600						\$ 85,600	
Wing Plow (for Trucks)			\$ 25,000	\$ 25,000	\$ 25,000				\$ 75,000	
<b>Public Safety Motor Pool</b>	\$ 870,000	\$ 95,500	\$ 235,000	\$ 210,000	\$ 170,000	\$ 175,000	\$ 175,000	\$ 175,000	\$ 1,235,500	
Admin/Detective/Fire Marshal Vehicles	\$ 110,000	\$ 95,500	\$ 50,000	\$ 50,000	\$ 60,000	\$ 60,000	\$ 60,000	\$ 60,000	\$ 435,500	
Garage Door Replacement	\$ 60,000	\$ -							\$ -	
Meridian Trailer with Barricades			\$ 130,000						\$ 130,000	
New Garage	\$ 700,000	\$ -							\$ -	
Patrol Vehicles Replacement			\$ 55,000	\$ 110,000	\$ 110,000	\$ 115,000	\$ 115,000	\$ 115,000	\$ 620,000	
Truck 971 Rescue Replacement				\$ 50,000					\$ 50,000	
Truck 972 Replacement									\$ -	
Motor Pool Fund Total	\$ 1,352,000	\$ 262,600	\$ 1,367,700	\$ 1,505,000	\$ 540,000	\$ 1,936,000	\$ 965,000	\$ 235,000	\$ 6,811,300	
<b>OTHER CITY FUNDS Total</b>	\$ 9,234,673	\$ 6,715,180	\$ 9,817,905	\$ 41,768,912	\$ 28,932,573	\$ 34,379,249	\$ 4,025,675	\$ 2,474,919	\$ 128,114,413	\$ 24,975,180

	ORIGINAL BUDGET 2025-26	PROJECTED BUDGET 2025-26	REQUESTED BUDGET 2026-27	REQUESTED BUDGET 2027-28	REQUESTED BUDGET 2028-29	REQUESTED BUDGET 2029-30	REQUESTED BUDGET 2030-31	REQUESTED BUDGET 2031-32	TOTAL PROJECT COSTS	OUTSIDE FUNDING ANTICIPATED
<b>INTERGOVERNMENTAL/OTHER FUNDS</b>										
NOWS										
<b>NOWS</b>	\$ 242,000	\$ 446,613	\$ 201,000	\$ 192,000	\$ 130,000	\$ 2,190,000	\$ 510,000	\$ 11,340,000	\$ 15,009,613	\$ 14,830,000
Aluminum Filter Splitter Boxes Repair							\$ 500,000		\$ 500,000	
Backup Generator Lake MI Pump Station									\$ -	\$ 1,500,000
Backwash Return Pumps (2)			\$ 22,000						\$ 22,000	
Backwash Tank Exterior Painting					\$ 50,000				\$ 50,000	
Chemical Application Feed Pumps (2)			\$ 17,000						\$ 17,000	
Chemical Application Feed Pumps (4)	\$ 35,000	\$ 23,175							\$ 23,175	
Chemical Bulk and Day Tank Repairs		\$ 157,523							\$ 157,523	
Chemical Bulk Tank Refurbishment			\$ 75,000						\$ 75,000	
Filter Media Inspection & Replacement				\$ 20,000					\$ 20,000	
Filter Press - Plate Fabric Replaced (2)		\$ 10,325							\$ 10,325	
Filter Press - Plate Replacement (2)		\$ 13,350							\$ 13,350	
Flocculation Tank Drive Seals Replacement			\$ 30,000						\$ 30,000	
Flocculation Tank Structural Repair						\$ 200,000			\$ 200,000	
HSP # 1,4,5 Valve Controller Conversion				\$ 100,000					\$ 100,000	
HVAC Mechanicals Updated				\$ 60,000					\$ 60,000	
Mag Meter Replacement					\$ 40,000				\$ 40,000	
SCADA Upgrade License & Computer Upgrade (5 yr plan)	\$ 150,000	\$ 105,000							\$ 105,000	
Swan Turbidity Units - 10 Total	\$ 57,000	\$ -	\$ 57,000						\$ 57,000	
Vertical Turbine Pump Motor Overhaul				\$ 12,000					\$ 12,000	
Vertical Turbine Pump Motors VFD		\$ 137,240							\$ 137,240	
Vertical Turbine Pump Overhaul							\$ 10,000		\$ 10,000	
Water Plant Expansion - Construction								\$ 11,340,000	\$ 11,340,000	\$ 11,340,000
Water Plant Expansion - General Condition and Contingency									\$ -	
Water Plant Expansion Engineering/Design						\$ 1,990,000			\$ 1,990,000	\$ 1,990,000
<b>NOWS Total</b>	\$ 242,000	\$ 446,613	\$ 201,000	\$ 192,000	\$ 130,000	\$ 2,190,000	\$ 510,000	\$ 11,340,000	\$ 15,009,613	\$ 14,830,000
Sewer Authority										
<b>Sewer Authority</b>	\$ 722,000	\$ 877,590	\$ 641,000	\$ 960,600	\$ 321,000	\$ 366,000	\$ 530,000	\$ 785,000	\$ 4,481,190	\$ 15,000,000
Act Sludge Bldg MCC-3 replace, SCADA install				\$ 425,000					\$ 425,000	
Aeration Air Headers		\$ 13,100							\$ 13,100	
Asphalt Front Parking Lot		\$ 80,000							\$ 80,000	
Blower Replacement for Aeration							\$ 530,000		\$ 530,000	
Control Bldg Electrical Distribution Equipment Upgrade			\$ 228,000						\$ 228,000	
Control Bldg SCADA System Upgrade			\$ 307,000						\$ 307,000	
Control Bldg/Laboratory Renovations								\$ 400,000	\$ 400,000	
Electrical Aeration Controls & Monitoring	\$ 70,000	\$ 72,100							\$ 72,100	
Final Clarifier Launder Covers & Pit Coatings	\$ 80,000	\$ 82,400	\$ 53,000						\$ 135,400	
GHPS Generator				\$ 218,000					\$ 218,000	
GHPS Rubber Roof and Shingle Replacement	\$ 25,000	\$ 22,000							\$ 22,000	
NE Primary Clarifier Drive & Gear Rebuild				\$ 43,600					\$ 43,600	
North Thickener Drive Rehab			\$ 53,000						\$ 53,000	
Primary Bldg SCADA & Electrical Improvements					\$ 271,000				\$ 271,000	
Regional Solids Handling Building - 15% Stake									\$ -	\$ 7,500,000
Site SCADA Communication Network Upgrade	\$ 203,000	\$ 209,090							\$ 209,090	
SLPS Generator				\$ 218,000					\$ 218,000	
Sludge Storage SCADA & Electrical Improvements						\$ 366,000			\$ 366,000	
Solids Handling Improvement - Dewatering & Dryer									\$ -	\$ 7,500,000
South Thickener Drive Rehab				\$ 56,000					\$ 56,000	
Standby Generator (WWTP)	\$ 309,000	\$ 309,000							\$ 309,000	
Surveillance System		\$ 59,000							\$ 59,000	
UV Bldg Treatment Equipment Replacement								\$ 385,000	\$ 385,000	
Work Vehicle	\$ 35,000	\$ 30,900			\$ 50,000				\$ 80,900	
<b>Sewer Authority Total</b>	\$ 722,000	\$ 877,590	\$ 641,000	\$ 960,600	\$ 321,000	\$ 366,000	\$ 530,000	\$ 785,000	\$ 4,481,190	\$ 15,000,000
<b>INTERGOVERNMENTAL/OTHER FUNDS Total</b>	\$ 964,000	\$ 1,324,203	\$ 842,000	\$ 1,152,600	\$ 451,000	\$ 2,556,000	\$ 1,040,000	\$ 12,125,000	\$ 19,490,803	\$ 29,830,000
<b>Grand Total</b>	\$ 11,571,773	\$ 9,782,968	\$ 11,559,605	\$ 45,808,637	\$ 43,346,244	\$ 40,747,594	\$ 5,732,327	\$ 14,976,818	\$ 171,954,194	\$ 56,448,635



**City of Grand Haven**  
**Tentative Street Resurfacing Plan 2023-2028 Updated - 4/20/26**



Street Name	From to To	Square Yard	Length of Street	Estimated Street Resurfacing Costs	2022 Road PASER Rating	Resurfacing Calendar Year	Estimated Annual Costs	Bid Price	Actual Cost	Notes
Second Street	Columbus to Jackson		925	\$50,875.00	3	2023	\$528,766.50	\$45,520.70	\$43,402.95	
Washington	Ferry to Beacon		1,250	\$68,750.00	4	2023		\$82,117.60	\$78,697.54	
Waverly	Beacon to Ferry		1,245	\$69,166.50	2	2023		\$63,898.90	\$71,969.70	
Waverly	Sheldon to Cutler		600	\$33,000.00	2	2023		\$32,169.00	\$24,112.93	
Sixth	Clinton to Madison		1,920	\$105,600.00	2-3	2023		\$94,721.20	\$67,659.81	
Memory Lane	Harbor to Prospect		410	\$22,550.00	1	2023		N/A	\$6,915.48	Addition to original bid
Windrift	Harbor to Dead End		190	\$10,450.00	1	2023		N/A	\$3,860.23	Addition to original bid
Elliott	Second to Beacon		2,580	\$141,900.00	3	2023		\$111,579.70	\$93,522.34	
Parking Lot	Third and Franklin	1,765		\$26,475.00		2023		\$25,288.35	\$23,356.58	ROW Parking Lots
Lafayette	Harbor to Fifth		2,200	\$121,000.00	2	2024	\$638,000.00	\$117,375.20	\$449,905.46	Partner with GHCT on Ferry/Split City FY
Ferry	Grant to Robbins		4,620	\$220,000.00	2-3	2024				
Sheldon	Robbins to Taylor		2,640	\$145,200.00	2-3	2024		\$176,862.70		
Washington	Albee to Hopkins		1,360	\$74,800.00	2	2024		\$92,068.30		
Harbor	Columbus to Second		1,400	\$77,000.00	3	2024		\$76,650.80		
Madison	Despelder to Beacon		1,185	\$65,459.40	2	2025	\$554,007.25	\$30,284.75	\$498,075.75	Addition to original bid
Robbins	Moreland to Robbins Nest Lane		1,845	\$101,917.80	3	2025		\$122,671.25		
Second Street	Howard to Franklin		985	\$54,411.40	3	2025		\$43,323.25		
Cutler	Grant to Park		1,350	\$74,574.00	2	2025		\$116,652.50		
Fifth Street	Franklin to Howard		942	\$52,036.08	2	2025				
Beechtree	Non-Motorized Path		1,693	\$93,562.00	NA	2025		\$93,562.00		
Griffin	Pennoyer to Fulton		1,250	\$69,050.00	3	2025		\$67,487.50		
Lake Avenue	S. Harbor to Woodlawn		4,080	\$215,875.00	2-3	2026	\$485,527.75	\$477,640.75	Addition to original bid	
Colfax	Sheldon to Cutler		605	\$49,877.50	2	2026				
Ferry Street	Fulton to Jackson		1,235	\$85,250.00	3	2026				
Orchard	Dead end to Ferry		590	\$31,646.25	2	2026				
Pennoyer	Sheldon to Seventh Street		920	\$44,000.00	3	2026				
Taylor	Despelder to Ferry Street		605	\$38,113.40	2	2026				
Harbor Drive	City Beach to Grand Avenue		1880	\$32,725.00	3	2026				
North Side of Robbins	Beacon to Beechtree		3,775	\$208,531.00	4	2027				\$491,691.24
Gladys	Grand to Grand		1,550	\$85,622.00	3	2027				
Park	Sheldon to Beacon		1,267	\$69,989.08	3	2027				
Gidley	Colfax to Dead End		1,280	\$70,707.20	3	2027				
Coho Drive	Third Street to N Third Street		1,029	\$56,841.96	2	2027				
Colfax	Friant to Gidley		810	\$32,612.50	3	2028	\$478,546.18			
Terrill	Dead End to Hillcrest		2,150	\$118,250.00	2	2028				
Franklin	Beechtree to Dead End		630	\$34,801.20	2	2028				
Pennoyer	Seventh to Beacon		1315	\$72,640.60	3	2028				
Grand	Sheldon to Dead End		760	\$41,982.40	3	2028				
Park	Despelder to Griffin		1989	\$109,872.36	3	2028				
Arlington	Ferry to Dykehouse		1238	\$68,387.12	3	2028				

**CITY OF GRAND HAVEN**  
**FY2026-27 BUDGET REPORT - LINE ITEM DETAILS**  
**BUDGET APPROVED BY DEPARTMENT**

GL NUMBER	DESCRIPTION	2023-24 ACTIVITY	2024-25 ACTIVITY	2025-26 AMENDED BUDGET	2025-26 PROJECTED BUDGET	2026-27 REQUESTED BUDGET	Change from Prior Year Projected
Fund 101 - General Fund							
ESTIMATED REVENUES							
Dept 041 - Property Taxation Revenue							
101-041-402.00	Current Property Taxes	7,066,797	7,686,838	8,200,000	8,160,000	8,500,000	340,000
101-041-403.00	Current Property Tax-County Road Millage	373,496	403,223	419,800	390,000	420,000	30,000
101-041-404.00	Current Property Tax-Streets Program	242,674	263,967	278,000	282,000	290,000	8,000
101-041-412.00	Delinquent Personal Property Tax	1,495	8,721	1,540	1,540	500	(1,040)
101-041-414.00	Tax Adjustments-MI Tax Tribunal	9,932	754	625	500		(500)
101-041-441.00	Local Comm Stabilization Tax Distrib	889,952	996,749				
101-041-445.00	Penalty & Interest on Taxes	57,745	53,836	50,000	50,000	50,000	
101-041-447.00	Property Tax 1% Admin Fee	343,615	361,176	385,000	389,000	390,000	1,000
Totals for dept 041 - Property Taxation Revenue		8,985,706	9,775,264	9,334,965	9,273,040	9,650,500	377,460
Dept 042 - Payments In Lieu of Taxes							
101-042-432.00	Payments in Lieu of Taxes	43,690	47,801	40,000	44,300	44,800	500
101-042-432.01	Payments in Lieu of Taxes-City Sewer	165,038	175,981	170,000	180,000	185,000	5,000
101-042-432.02	Payments in Lieu of Taxes-City Water	133,234	140,500	140,000	145,000	150,000	5,000
101-042-432.03	Payments in Lieu of Taxes-BLP	1,755,227	1,756,368	1,750,000	1,750,000	1,850,000	100,000
101-042-432.04	Payments in Lieu of Taxes-BLP PSCA	94,425	135,205	130,000	90,000	30,000	(60,000)
101-042-432.05	Payments in Lieu of Taxes-BLP SnowmIt Ad	(750)					
101-042-432.10	Pymts in Lieu of Taxes-Village Green Tra	2,346	2,346	2,300	2,300	2,300	
Totals for dept 042 - Payments In Lieu of Taxes		2,193,210	2,258,201	2,232,300	2,211,600	2,262,100	50,500
Dept 043 - Licenses Permits Franchises							
101-043-439.00	Marijuana Tax Revenue	59,086	116,457	110,000	162,050	150,000	(12,050)
101-043-453.10	Special Assessment Snowmelt	22,104	21,593	21,500	21,500	20,000	(1,500)
101-043-453.11	Special Assessment Single Lots			4,700			
101-043-477.00	Cable TV Franchise Fees	192,159	182,412	185,000	185,000	162,500	(22,500)
101-043-478.00	Rental Housing Licenses	282,510	227,985	271,900	288,500	295,000	6,500
101-043-479.00	Dog Licenses	(3)					
101-043-480.00	IFT Application Fees		200				
101-043-482.00	Building Permits	416,203	528,332	425,000	500,000	500,000	
101-043-483.00	Miscellaneous Permits & Fees	28,814	23,421	25,000	20,000	20,000	
101-043-483.10	Planning Permits & Fees	43,894	51,977	40,000	40,000	40,000	
101-043-483.11	Development Plan Escrow Fees	(13,354)					
Totals for dept 043 - Licenses Permits Franchises		1,031,413	1,152,377	1,083,100	1,217,050	1,187,500	(29,550)
Dept 044 - Grants							
101-044-509.00	Federal Grants	23,966			25,000	10,000	(15,000)
101-044-543.00	State Grants	5,000			3,750	11,252	7,502
101-044-543.02	State Grant-Police Training Act 302	10,302	10,855	8,000	11,665	10,000	(1,665)
101-044-569.00	State Grants Other			8,500	9,190	2,500	(6,690)
101-044-569.01	State Grants Other - SBTE Reimbursement			18,700	40,596	30,000	(10,596)
101-044-573.00	State Grants - Local Comm Stabilization			975,000	975,000	950,000	(25,000)
101-044-582.00	Local Grants	28,933	67,455	1,760	140,506	300	(140,206)
Totals for dept 044 - Grants		68,201	78,310	1,011,960	1,205,707	1,014,052	(191,655)
Dept 045 - State Shared Revenue							
101-045-574.01	State Rev Sharing - Sales Tax	1,207,250	1,186,731	1,150,000	1,175,000	1,081,000	(94,000)
101-045-574.02	State Rev Sharing - Sales Tax CVTRS	162,024	166,698	165,000	166,500	165,000	(1,500)
101-045-574.03	State Rev Sharing - Sales Tax CVTRS-PS	3,116		20,000			
101-045-574.04	State Rev Sharing - Sales Tx CVTRS-CLFRF	1,558					
101-045-574.05	State Rev Sharing - Liquor Licenses	27,878	16,482	15,000	15,000	15,000	
101-045-574.06	State Rev Sharing - Taxable Value CVTRS		5,802	6,000	5,774	5,500	(274)

GL NUMBER	DESCRIPTION	2023-24 ACTIVITY	2024-25 ACTIVITY	2025-26 AMENDED BUDGET	2025-26 PROJECTED BUDGET	2026-27 REQUESTED BUDGET	Change from Prior Year Projected
101-045-574.07	State Rev Sharing - Weighted Population		11,562	9,000	11,000	11,000	
Totals for dept 045 - State Shared Revenue		1,401,826	1,387,275	1,365,000	1,373,274	1,277,500	(95,774)
Dept 046 - Fines							
101-046-601.00	Police Court Costs & Fines	35,550	51,817	35,000	40,000	40,000	
Totals for dept 046 - Fines		35,550	51,817	35,000	40,000	40,000	
Dept 047 - Administrative Fees							
101-047-607.02	Admin Fee - Major Streets	101,479	122,525	121,740	121,740	122,819	1,079
101-047-607.03	Admin Fee - Local Streets	85,050	53,028	59,274	59,274	64,349	5,075
101-047-607.04	Admin Fee - MSDDA	11,732	12,931	12,102	12,102	17,577	5,475
101-047-607.06	Admin Fee - Loutit Library	59,022	64,250	83,650	84,994	96,270	11,276
101-047-607.07	Admin Fee - Community Land Trust					1,200	1,200
101-047-607.30	Admin Fee - Airport	16,553	13,415	16,176	16,176	51,201	35,025
101-047-607.32	Admin Fee - City Sewer	169,103	149,540	192,407	192,407	158,504	(33,903)
101-047-607.33	Admin Fee - City Water	177,642	230,726	200,785	200,785	172,562	(28,223)
101-047-607.34	Admin Fee - Marina	18,292	16,080	25,415	25,415	5,109	(20,306)
101-047-607.35	Admin Fee - Sewer Authority	101,844	104,899	108,046	108,046	111,287	3,241
101-047-607.36	Admin Fee - NOWS	107,459	94,451	120,099	120,099	126,618	6,519
101-047-607.37	Admin Fee - BLP	35,276	37,475	37,861	37,861	40,143	2,282
101-047-607.38	Admin Fee - OCCDA	120,359	120,893	120,000	132,178	130,000	(2,178)
101-047-607.39	Admin Fee - NORA	22,373	22,541	21,987	21,987	22,537	550
Totals for dept 047 - Administrative Fees		1,026,184	1,042,754	1,119,542	1,133,064	1,120,176	(12,888)
Dept 048 - Contracted Services							
101-048-626.01	Cemetery Contractual Services	9,172	10,845	6,500	6,500	6,000	(500)
Totals for dept 048 - Contracted Services		9,172	10,845	6,500	6,500	6,000	(500)
Dept 049 - Cemetery Services							
101-049-627.00	Cemetery Lot Sales	30,052	42,250	35,000	35,000	30,000	(5,000)
101-049-627.02	Cemetery Deed Transfer Fees	5,070	3,075	1,500	2,400	2,000	(400)
101-049-628.00	Grave Openings - Resident	62,568	56,873	45,500	45,500	45,000	(500)
101-049-628.10	Grave Openings - Non-Resident	66,838	78,388	65,000	40,000	40,000	
Totals for dept 049 - Cemetery Services		164,528	180,586	147,000	122,900	117,000	(5,900)
Dept 051 - Miscellaneous Services							
101-051-629.00	Miscellaneous Services	376	720	300	350	300	(50)
101-051-631.00	Copy & Printing Services	3,385	1,630	2,150	2,400	2,000	(400)
101-051-632.00	Amenities for Resale	12,273	7,115	9,450	12,500		(12,500)
101-051-633.01	Sex Offender Registry Revenue	670	400	200	400	250	(150)
101-051-633.02	Vehicle Processing Fees	5,603	6,625	5,000	6,000	5,500	(500)
101-051-633.03	Fingerprinting Fee	705	765	600	550	500	(50)
101-051-633.04	Notary - Gun License - Etc.	310	750	400	780	400	(380)
101-051-633.05	Breath Tests - Preliminary	15	10	10	5	5	
101-051-633.08	Temp Liquor Permit	1,320	1,080	1,000	1,000	1,000	
101-051-633.12	Barricades - Outdoor Seating	21,437	27,407	22,800	22,809	22,000	(809)
101-051-634.00	Park Rental Fees	4,245	3,700	5,550	6,500	5,000	(1,500)
101-051-634.01	Park Application Fees	530		100			
101-051-634.02	Mulligan Lodge Rental	19,273	12,689	20,000	30,000	30,000	
101-051-635.00	Parking Kiosk Revenue	2,259	2,739	2,000	2,000	2,500	500
101-051-636.00	Special Event Application Charge	5,147	3,000	2,500	2,700	2,500	(200)
101-051-646.38	Charges for Services - HTMMTS Personnel	96,648	130,212	150,204	150,204	171,168	20,964
101-051-646.39	Charges for Services - GHAPS TEAM/SRO	50,000	25,000	25,000	25,000	25,000	
101-051-652.00	Parking Fines	39,991	28,916	40,000	30,000	30,000	
101-051-653.00	Parking Permits	5,835	5,166	6,000	5,000	5,000	
101-051-654.00	Central Park Place Building Rental	195,517	164,685	180,000	150,000	180,000	30,000
101-051-654.25	Seawall Mooring	6,520	4,890	8,500	5,000	5,000	
101-051-654.70	Waterfront Stadium Revenue		55		195	100	(95)

GL NUMBER	DESCRIPTION	2023-24 ACTIVITY	2024-25 ACTIVITY	2025-26 AMENDED BUDGET	2025-26 PROJECTED BUDGET	2026-27 REQUESTED BUDGET	Change from Prior Year Projected
101-051-654.71	Mini Golf Revenue	47,725	55,642	40,000	50,000	30,000	(20,000)
101-051-667.05	Depot Rental	34,643	37,260	40,000	35,000	35,000	
101-051-681.00	Harbor Island Remediation Reimbursement	26,731	26,253	10,000	5,000	5,000	
Totals for dept 051 - Miscellaneous Services		581,158	546,709	571,764	543,393	558,223	14,830
Dept 052 - Interest & Dividends							
101-052-665.00	Interest	255,920	320,228	200,000	250,000	200,000	(50,000)
101-052-665.09	Interest - Flex Plan	32	48	25	25	20	(5)
101-052-665.11	Interest - ARPA Funds	15,331					
101-052-665.13	Interest - Cemetery from GHACF		75,678	179,527	179,527	220,787	41,260
101-052-665.41	Interest - Electric Receipts	34					
Totals for dept 052 - Interest & Dividends		271,317	395,954	379,552	429,552	420,807	(8,745)
Dept 053 - Rent							
101-053-667.00	Rent of City Property	225,429	192,004	210,000	210,000	210,000	
Totals for dept 053 - Rent		225,429	192,004	210,000	210,000	210,000	
Dept 054 - Sale of Fixed Assets							
101-054-673.00	Sale of Fixed Assets		447,587				
101-054-679.00	Gain or Loss			51,065	51,065		(51,065)
Totals for dept 054 - Sale of Fixed Assets			447,587	51,065	51,065		(51,065)
Dept 055 - Donations							
101-055-675.00	Donations	1,200	13,438	12,400	12,400		(12,400)
101-055-675.50	Donations - TEAM - United Way	3,184					
101-055-675.55	Donations - K-9 Raffle & Fundraising	2,428	2,158				
Totals for dept 055 - Donations		6,812	15,596	12,400	12,400		(12,400)
Dept 056 - Refunds Rebates Reimbursements							
101-056-675.03	Donations - 4th of July Fireworks		12,260	15,000	14,535	29,000	14,465
101-056-676.00	Reimbursements	26,654	38,784	25,000	25,000	20,000	(5,000)
101-056-676.02	Reimbursement - CAM	6,829	4,877	5,000	3,000	3,000	
101-056-676.05	Reimbursement - Downtown Trash	51,168	75,755	75,000	87,000	86,100	(900)
101-056-676.06	Reimbursement - Ski Bowl Association	17,422	23,485	18,000	25,000	20,000	(5,000)
101-056-676.12	Reimbursement - Insurance Proceeds		94,149	95,000			
101-056-676.16	Reimbursement - Grand Landing Debt Supp	841,994	898,824	980,000	948,375	1,000,000	51,625
101-056-676.17	Reimbursement - Downtown DDA TIF Dbt Sup					350,000	350,000
101-056-676.20	Reimbursement - Duncan Woods	14,095	12,534	20,000	20,000	20,000	
101-056-676.21	Reimbursement - CAM 11 N 6th	5,451	4,931	5,000	5,000	4,800	(200)
101-056-676.30	Reimbursement - Elections	5,223	39,010	8,480	20,000	13,500	(6,500)
101-056-676.41	Reimbursement - DPS MCOLES SIGMA				80,000	80,000	
101-056-676.42	Reimbursement - DPS CPE Training Assist	39,000	94,000	108,000	28,000	16,000	(12,000)
101-056-676.43	Reimbursement - Internet Crash Report	1,940	1,880	1,500	1,500	1,500	
101-056-680.00	Trash Bags for Resale	486	306				
101-056-685.00	Opioid Settlement Revenue					10,000	10,000
101-056-687.00	Refunds Rebates Miscellaneous	160,736	226,924	115,000	90,000	90,000	
101-056-689.00	Cash Over & Short	(941)	(5,028)				
Totals for dept 056 - Refunds Rebates Reimbursements		1,170,057	1,522,691	1,470,980	1,347,410	1,743,900	396,490
Dept 931 - Transfers In							
101-931-699.12	Transfers in 276 Lighthouse Maintenance	1					
101-931-699.21	Transfers in Harbor Island Remediation	500,000					
101-931-699.34	Transfers in Chinook Pier Fund	143,568					
101-931-699.43	Transfers in 273 2014 Bond Rev Fund	1,573					
101-931-699.44	Transfers in 235 Public Safety Millage					199,000	199,000
101-931-699.46	Transfers in 274 2015 Bond Rev Fund	3,267					
101-931-699.52	Transfers in Cemetery Trust		12,000	5,000	15,000	15,000	
101-931-699.65	Transfers in 242 BTIF Rev Fund	282					

GL NUMBER	DESCRIPTION	2023-24 ACTIVITY	2024-25 ACTIVITY	2025-26 AMENDED BUDGET	2025-26 PROJECTED BUDGET	2026-27 REQUESTED BUDGET	Change from Prior Year Projected
101-931-699.67	Transfers in 246 GL TIF SR	1,990		155,414	155,414		(155,414)
101-931-699.68	Transfers in 272 Infrastructure SR	5,029					
101-931-699.69	Transfers in 677 Insurance Fund	2,265					
Totals for dept 931 - Transfers In		657,975	12,000	160,414	170,414	214,000	43,586
TOTAL ESTIMATED REVENUES		17,828,538	19,069,970	19,191,542	19,347,369	19,821,758	474,389
APPROPRIATIONS							
Dept 101 - City Council							
101-101-703.00	Salaries & Wages - Parttime	21,938	18,247	22,000	22,000	22,000	
101-101-713.00	Life Insurance	159	102	200	200	200	
101-101-717.00	Social Security & Medicare ER	1,678	1,396	1,700	1,700	1,700	
101-101-719.00	Workers Comp Insurance	44	35	50	50	50	
101-101-750.00	Oper Materials & Supplies	476	1,195	2,000	2,000	2,000	
101-101-750.03	Miscellaneous Event Expenses	42,182	45,058	55,000	56,100	55,000	(1,100)
101-101-801.00	Professional/Contractual	31,400	39,462	37,000	41,160	41,600	440
101-101-801.30	Boards & Commissions	6,634	3,036	5,000	6,925	5,925	(1,000)
101-101-850.00	Telephone	301	485	500	500	500	
101-101-852.00	Internet Services - Other Misc Commun			2,000	2,000	2,000	
101-101-860.00	Transportation, Meals & Lodging	3,521	2,707	3,000	1,000	4,000	3,000
101-101-880.00	Advertising & Public Relations	189	200	750	200	200	
101-101-900.00	Printing & Publishing	77		1,000	200	200	
101-101-900.02	Printing - Community Calendar	6,510					
101-101-924.00	Postage	136		300	300	300	
101-101-957.00	Professional Development	7,025	2,005	4,500	2,575	6,145	3,570
101-101-958.00	Memberships & Dues	20,698	8,280	20,000	17,000	17,000	
101-101-958.01	Chamber of Commerce				5,000	5,000	
Totals for dept 101 - City Council		142,968	122,208	155,000	158,910	163,820	4,910
Dept 172 - City Manager							
101-172-702.00	Salaries & Wages - Fulltime	290,737	351,049	450,000	460,000	376,000	(84,000)
101-172-703.00	Salaries & Wages - Parttime	807					
101-172-704.00	Overtime	250					
101-172-707.00	Sick Pay	11,805					
101-172-711.00	Health Benefits - Blue Cross	33,032	36,434	55,500	55,500	52,500	(3,000)
101-172-711.01	Vision Insurance/Reimbursement	300	300		140	75	(65)
101-172-711.03	Health Care Savings Plan	7,012	9,684	13,800	13,800	10,400	(3,400)
101-172-712.00	Dental Benefits	1,948	1,403	3,050	3,050	2,500	(550)
101-172-713.00	Life Insurance	420	407	580	580	430	(150)
101-172-714.00	Short Term Disability Insurance	729	1,071	1,080	1,080	850	(230)
101-172-715.00	Long Term Disability Insurance	651	824	1,080	1,080	850	(230)
101-172-716.00	MERS DB Pension ER	25,837	89,279	108,250	108,250	124,185	15,935
101-172-716.02	MERS 401a Defined Contrib ER	21,060	25,515	30,900	30,900	29,600	(1,300)
101-172-717.00	Social Security & Medicare ER	20,826	24,042	35,200	35,200	26,500	(8,700)
101-172-718.00	State Unemployment Ins ER	22	16	25	25	20	(5)
101-172-719.00	Workers Comp Insurance	1,056	1,162	1,650	1,650	1,150	(500)
101-172-720.00	OPEB/Retiree Health ER	19,206	21,951	30,000	30,000	23,600	(6,400)
101-172-750.00	Oper Materials & Supplies	4,599	8,849	3,000	3,000	3,000	
101-172-801.00	Professional/Contractual	67,210	41,686	1,000	1,000	1,000	
101-172-850.00	Telephone	2,652	2,216	2,500	1,500	1,500	
101-172-860.00	Transportation, Meals & Lodging	3,102	2,298	2,000	2,000	2,000	
101-172-900.00	Printing & Publishing			1,600	1,600		(1,600)
101-172-924.00	Postage	164	260	300	300	300	
101-172-957.00	Professional Development	6,385	3,291	3,500	3,500	3,500	
101-172-958.00	Memberships & Dues	1,753	1,654	1,500	1,500	1,500	
101-172-965.00	Motorpool Charges	10,297	10,455	5,500	5,500	10,191	4,691
Totals for dept 172 - City Manager		531,860	633,846	752,015	761,155	671,651	(89,504)

GL NUMBER	DESCRIPTION	2023-24 ACTIVITY	2024-25 ACTIVITY	2025-26 AMENDED BUDGET	2025-26 PROJECTED BUDGET	2026-27 REQUESTED BUDGET	Change from Prior Year Projected
Dept 191 - Finance & Treasury							
101-191-702.00	Salaries & Wages - Fulltime	346,927	373,369	392,000	395,000	430,000	35,000
101-191-703.00	Salaries & Wages - Parttime	40,832	40,291	43,000	40,000	40,000	
101-191-707.00	Sick Pay			750	750	750	
101-191-711.00	Health Benefits - Blue Cross	89,060	99,985	111,600	111,100	103,300	(7,800)
101-191-711.01	Vision Insurance/Reimbursement	150	838		400	350	(50)
101-191-711.03	Health Care Savings Plan	10,288	11,013	12,500	12,500	13,200	700
101-191-712.00	Dental Benefits	4,153	4,500	4,200	4,200	5,700	1,500
101-191-713.00	Life Insurance	364	352	470	470	450	(20)
101-191-714.00	Short Term Disability Insurance	1,127	1,362	1,200	1,200	1,260	60
101-191-715.00	Long Term Disability Insurance	983	1,101	1,500	1,500	1,500	
101-191-716.00	MERS DB Pension ER	78,529	136,945	161,000	161,000	181,405	20,405
101-191-716.02	MERS 401a Defined Contrib ER	21,898	24,326	27,700	27,700	29,050	1,350
101-191-716.05	MERS - HTMMTS ARC	96,648	130,212	150,204	150,204	171,170	20,966
101-191-716.06	MERS - City DB Pension Surplus Payments	500,000	600,000	168,000	168,000	60,000	(108,000)
101-191-717.00	Social Security & Medicare ER	26,720	28,503	35,300	35,300	36,800	1,500
101-191-718.00	State Unemployment Ins ER	39	38	40	40	40	
101-191-719.00	Workers Comp Insurance	1,417	1,425	1,650	1,650	1,600	(50)
101-191-720.00	OPEB/Retiree Health ER	23,321	24,963	27,000	27,000	29,600	2,600
101-191-750.00	Oper Materials & Supplies	2,695	2,768	2,500	2,500	2,500	
101-191-801.00	Professional/Contractual	36,625	29,420	34,500	31,500	35,500	4,000
101-191-801.80	Bank Service Fees	13,855	18,337	15,000	15,000	17,000	2,000
101-191-805.00	Auditing Services	35,950	39,800	39,800	33,050	38,500	5,450
101-191-805.01	Escheats Payments to State of MI	150					
101-191-850.00	Telephone		150	300	300	300	
101-191-860.00	Transportation, Meals & Lodging	568	240	750	750	750	
101-191-924.00	Postage	8,398	11,659	5,500	5,500		(5,500)
101-191-956.01	Write Offs - Bad Debts	(13,553)		5,000			
101-191-957.00	Professional Development	1,055	861	2,000	2,000	2,000	
101-191-958.00	Memberships & Dues	20	20	500	500	500	
101-191-993.00	Interest Expense	11,478	10,714	9,901	9,901	8,988	(913)
Totals for dept 191 - Finance & Treasury		1,339,697	1,593,192	1,253,865	1,239,015	1,212,213	(26,802)
Dept 215 - City Clerk							
101-215-702.00	Salaries & Wages - Fulltime	156,870	188,350	193,000	200,500	220,000	19,500
101-215-703.00	Salaries & Wages - Parttime	15,236					
101-215-704.00	Overtime	577	1,851	1,500	1,500	1,500	
101-215-711.00	Health Benefits - Blue Cross	29,742	30,795	25,756	39,300	39,800	500
101-215-711.01	Vision Insurance/Reimbursement		600		120	110	(10)
101-215-711.03	Health Care Savings Plan	4,659	5,564	6,330	6,330	6,700	370
101-215-712.00	Dental Benefits	1,085	1,140	1,261	1,261	1,600	339
101-215-713.00	Life Insurance	192	186	254	254	230	(24)
101-215-714.00	Short Term Disability Insurance	483	628	720	720	760	40
101-215-715.00	Long Term Disability Insurance	383	463	720	720	760	40
101-215-716.00	MERS DB Pension ER	39,265	34,569	39,863	39,863	44,010	4,147
101-215-716.02	MERS 401a Defined Contrib ER	6,634	10,965	12,660	12,660	13,250	590
101-215-717.00	Social Security & Medicare ER	12,214	13,181	16,141	16,141	16,900	759
101-215-718.00	State Unemployment Ins ER	17	22	18	18	20	2
101-215-719.00	Workers Comp Insurance	636	647	739	739	725	(14)
101-215-720.00	OPEB/Retiree Health ER	10,560	12,611	13,500	13,500	15,000	1,500
101-215-750.00	Oper Materials & Supplies	2,369	2,860	3,000	3,000	3,000	
101-215-801.00	Professional/Contractual	3,409	7,749	6,000	6,925	7,220	295
101-215-819.00	Ordinance Codification	6,737	877	10,000	8,500	8,500	
101-215-860.00	Transportation, Meals & Lodging	1,760	2,804	5,000	5,000	3,000	(2,000)
101-215-900.00	Printing & Publishing	9,303	1,707	4,000	2,000	2,000	
101-215-924.00	Postage	321	714	800	800	1,000	200
101-215-957.00	Professional Development	1,929	5,845	4,320	3,275	3,990	715

GL NUMBER	DESCRIPTION	2023-24 ACTIVITY	2024-25 ACTIVITY	2025-26 AMENDED BUDGET	2025-26 PROJECTED BUDGET	2026-27 REQUESTED BUDGET	Change from Prior Year Projected
101-215-958.00	Memberships & Dues	500	690	770	530	600	70
Totals for dept 215 - City Clerk		304,881	324,818	346,352	363,656	390,675	27,019
Dept 228 - Information Technology							
101-228-702.00	Salaries & Wages - Fulltime	80,402					
101-228-711.00	Health Benefits - Blue Cross	7,600					
101-228-711.03	Health Care Savings Plan	2,162	42				
101-228-712.00	Dental Benefits	313					
101-228-713.00	Life Insurance	135					
101-228-714.00	Short Term Disability Insurance	235					
101-228-715.00	Long Term Disability Insurance	198					
101-228-716.00	MERS DB Pension ER	39,265					
101-228-716.02	MERS 401a Defined Contrib ER	1,441	28				
101-228-717.00	Social Security & Medicare ER	5,910	103				
101-228-718.00	State Unemployment Ins ER	6					
101-228-719.00	Workers Comp Insurance	267	5				
101-228-720.00	OPEB/Retiree Health ER	4,901	94				
101-228-750.00	Oper Materials & Supplies	860	10,862	5,000	5,000	5,000	
101-228-801.00	Professional/Contractual	15,391	41,470	72,850	86,735	90,350	3,615
101-228-803.01	Information Technology Admin Services	53,696	56,265	55,000	52,000	54,000	2,000
101-228-850.00	Telephone		283	500	500	500	
101-228-852.00	Internet Services - Other Misc Commun	2,880	2,880	2,900	2,900	2,900	
Totals for dept 228 - Information Technology		215,662	112,032	136,250	147,135	152,750	5,615
Dept 249 - General Insurance							
101-249-969.10	Errors & Omissions Insurance	5,114	15,150	19,300	19,265	20,225	960
101-249-969.20	Securities & Personal Bond Insurance	18	2,564	3,600	3,585	3,800	215
101-249-969.30	Property Insurance	22,993	27,404	38,900	39,484	40,800	1,316
101-249-969.50	Comp General Liability Insurance	41,871	38,873	36,600	36,510	38,500	1,990
101-249-969.60	Police Professional Liability Insurance	18,786	71,232	102,600	102,585	107,800	5,215
Totals for dept 249 - General Insurance		88,782	155,223	201,000	201,429	211,125	9,696
Dept 257 - Finance - Assessing							
101-257-703.00	Salaries & Wages - Parttime	863	750	900	900	1,000	100
101-257-717.00	Social Security & Medicare ER	66	57	60	60	75	15
101-257-719.00	Workers Comp Insurance	3	3	3	3	4	1
101-257-750.00	Oper Materials & Supplies	490	584	1,200	1,200	1,000	(200)
101-257-801.00	Professional/Contractual	182,124	194,725	228,000	218,000	229,000	11,000
101-257-860.00	Transportation, Meals & Lodging		644	400	400	500	100
101-257-900.00	Printing & Publishing	388	405	410	410	450	40
101-257-924.00	Postage	4,996	3,167	5,000	5,000	5,000	
101-257-958.00	Memberships & Dues	20		20	20	20	
Totals for dept 257 - Finance - Assessing		188,950	200,335	235,993	225,993	237,049	11,056
Dept 262 - City Clerk - Elections							
101-262-703.00	Salaries & Wages - Parttime	27,469	22,959	25,000	13,300	37,860	24,560
101-262-717.00	Social Security & Medicare ER	100	52	100	100	100	
101-262-718.00	State Unemployment Ins ER	1					
101-262-719.00	Workers Comp Insurance	131	101	150	150	150	
101-262-750.00	Oper Materials & Supplies	11,055	2,508	10,000	10,000	12,000	2,000
101-262-801.00	Professional/Contractual	29,158	13,118	13,000	13,000	13,500	500
101-262-900.00	Printing & Publishing	1,257	323	3,000	3,000	3,000	
101-262-924.00	Postage	12,979	4,101	12,000	12,000	12,000	
Totals for dept 262 - City Clerk - Elections		82,150	43,162	63,250	51,550	78,610	27,060
Dept 266 - Legal Services							
101-266-804.00	Legal Fees	162,287	70,800	85,000	65,000	65,000	
101-266-804.30	Legal Fees - Prosecution	30,720	33,136	33,000	40,000	40,000	

GL NUMBER	DESCRIPTION	2023-24 ACTIVITY	2024-25 ACTIVITY	2025-26 AMENDED BUDGET	2025-26 PROJECTED BUDGET	2026-27 REQUESTED BUDGET	Change from Prior Year Projected
Totals for dept 266 - Legal Services		193,007	103,936	118,000	105,000	105,000	
Dept 270 - Human Resources							
101-270-702.00	Salaries & Wages - Fulltime	97,241	101,497	90,000	90,000	98,800	8,800
101-270-703.00	Salaries & Wages - Parttime					26,500	26,500
101-270-711.00	Health Benefits - Blue Cross	5,609	5,661	15,000	15,000	9,000	(6,000)
101-270-711.01	Vision Insurance/Reimbursement	150	150		30	30	
101-270-711.03	Health Care Savings Plan	2,913	2,916	3,100	3,100	3,100	
101-270-712.00	Dental Benefits	313	297	800	800	400	(400)
101-270-713.00	Life Insurance	176	146	180	180	200	20
101-270-714.00	Short Term Disability Insurance	310	316	300	300	300	
101-270-715.00	Long Term Disability Insurance	261	252	240	240	250	10
101-270-716.02	MERS 401a Defined Contrib ER	5,814	(10,591)	6,000	6,000	5,900	(100)
101-270-717.00	Social Security & Medicare ER	7,159	7,162	8,000	8,000	9,600	1,600
101-270-718.00	State Unemployment Ins ER	6	8	10	10	10	
101-270-719.00	Workers Comp Insurance	359	340	350	350	420	70
101-270-720.00	OPEB/Retiree Health ER	6,602	6,609	7,000	7,000	6,700	(300)
101-270-722.00	Employee Activities	24,949	27,569	22,000	20,000	20,000	
101-270-722.02	Tuition Reimbursement	9,879	12,121	15,750	5,250	5,250	
101-270-722.05	Employee Development and Training			8,000	8,000	8,000	
101-270-745.00	Periodicals & Subscriptions	1,934	2,354	3,700	900	900	
101-270-750.00	Oper Materials & Supplies	2,350	2,329	2,250	9,450	9,950	500
101-270-801.00	Professional/Contractual	4,847	5,313	10,825	40,325	10,425	(29,900)
101-270-850.00	Telephone	559	560	615	615	615	
101-270-860.00	Transportation, Meals & Lodging	481	590	1,500	1,500	2,700	1,200
101-270-900.00	Printing & Publishing	530		500	500	500	
101-270-924.00	Postage	90	201	300	300	300	
101-270-957.00	Professional Development	8,058	8,256	7,000	5,975	9,185	3,210
101-270-958.00	Memberships & Dues			975			
Totals for dept 270 - Human Resources		180,590	174,056	204,395	223,825	229,035	5,210
Dept 305 - PSAF-Administration							
101-305-702.00	Salaries & Wages - Fulltime	337,082	326,134	330,000	330,000	385,000	55,000
101-305-703.00	Salaries & Wages - Parttime	18,926	13,602	40,000	40,000		(40,000)
101-305-704.00	Overtime	347	121	550	550		(550)
101-305-706.00	Holiday Pay	2,083	4,744	5,710	5,710	6,000	290
101-305-708.00	Longevity/Retention Pay			2,000	2,000	4,000	2,000
101-305-709.00	Merit	1,200	2,800	4,000	4,000	5,100	1,100
101-305-711.00	Health Benefits - Blue Cross	23,308	47,475	50,200	50,200	72,100	21,900
101-305-711.01	Vision Insurance/Reimbursement	605	1,181		180	190	10
101-305-711.03	Health Care Savings Plan	7,538	5,162	6,500	6,500	12,400	5,900
101-305-712.00	Dental Benefits	2,043	2,203	3,350	3,350	4,400	1,050
101-305-713.00	Life Insurance	348	265	350	350	325	(25)
101-305-714.00	Short Term Disability Insurance	977	1,041	1,050	1,050	1,250	200
101-305-715.00	Long Term Disability Insurance	782	801	1,300	1,300	1,450	150
101-305-716.00	MERS DB Pension ER	121,416	127,741	149,700	149,700	162,090	12,390
101-305-716.02	MERS 401a Defined Contrib ER	9,207	11,545	12,500	12,500	15,600	3,100
101-305-717.00	Social Security & Medicare ER	14,220	14,558	15,600	15,600	19,900	4,300
101-305-718.00	State Unemployment Ins ER	41	32	40	40	40	
101-305-719.00	Workers Comp Insurance	6,338	6,021	5,700	5,700	6,100	400
101-305-720.00	OPEB/Retiree Health ER	22,506	22,549	24,000	24,000	27,800	3,800
101-305-721.00	Clothing Allowance	3,773	1,817	4,000	4,000	4,000	
101-305-721.50	Cleaning Allowance	226		1,000	1,000	1,500	500
101-305-740.00	Office Supplies	3,318	1,770	2,000	2,000	2,000	
101-305-745.00	Periodicals & Subscriptions	414	238	150	150	200	50
101-305-750.00	Oper Materials & Supplies	18,730	15,710	19,000	19,000	19,000	
101-305-775.00	K-9 Expenses	7,535	899	1,500	1,500	1,500	
101-305-801.00	Professional/Contractual	26,420	12,053	49,600	54,600	54,600	

GL NUMBER	DESCRIPTION	2023-24 ACTIVITY	2024-25 ACTIVITY	2025-26 AMENDED BUDGET	2025-26 PROJECTED BUDGET	2026-27 REQUESTED BUDGET	Change from Prior Year Projected
101-305-805.02	RSVP & PSAF Reserves Costs	412	321	1,750	1,750	1,750	
101-305-850.00	Telephone	10,361	13,050	5,100	5,100	3,000	(2,100)
101-305-860.00	Transportation, Meals & Lodging	1,479	5,289	6,500	2,300	2,000	(300)
101-305-900.00	Printing & Publishing	4,316	209	4,300	4,300	4,300	
101-305-920.00	Electricity	720	717	900	900	900	
101-305-924.00	Postage	1,274	1,592	2,000	2,500	2,500	
101-305-941.00	Hydrant Rental			5,000			
101-305-957.00	Professional Development	28,554	56,612	95,000	95,000	114,000	19,000
101-305-957.02	Police Training Act 302	9,606	2,487	8,000	8,000	8,000	
101-305-958.00	Memberships & Dues	150		500	500	500	
101-305-965.00	Motorpool Charges	66,653	72,861	60,500	60,500	78,297	17,797
Totals for dept 305 - PSAF-Administration		752,908	773,600	919,350	915,830	1,021,792	105,962
Dept 311 - PSAF-TEAM/CSO							
101-311-702.00	Salaries & Wages - Fulltime	65,239	66,302	66,700	80,000	70,400	(9,600)
101-311-717.00	Social Security & Medicare ER	886	921	1,150	1,150	1,150	
101-311-750.00	Oper Materials & Supplies	2,481		2,000	2,000	2,000	
101-311-957.00	Professional Development		105	500	500	500	
Totals for dept 311 - PSAF-TEAM/CSO		68,606	67,328	70,350	83,650	74,050	(9,600)
Dept 345 - PSAF-Police & Fire Operations							
101-345-702.00	Salaries & Wages - Fulltime	2,441,613	2,321,420	2,810,000	2,810,000	3,690,000	880,000
101-345-703.00	Salaries & Wages - Parttime	52,233	85,394	80,000	80,000	84,000	4,000
101-345-704.00	Overtime	96,379	139,271	200,000	200,000	100,000	(100,000)
101-345-704.10	Overtime - Court Appearance	4,338	4,513	5,000	5,000	5,000	
101-345-706.00	Holiday Pay	114,159	101,210	161,500	161,500	196,100	34,600
101-345-707.00	Sick Pay	6,429	15,750	3,000	3,000	16,000	13,000
101-345-708.00	Longevity/Retention Pay			28,000	28,000	27,500	(500)
101-345-709.00	Merit	37,400	58,750	43,000	43,000	38,600	(4,400)
101-345-711.00	Health Benefits - Blue Cross	484,993	495,009	615,000	615,000	774,500	159,500
101-345-711.01	Vision Insurance/Reimbursement	2,126	4,098		1,800	2,000	200
101-345-711.03	Health Care Savings Plan	51,606	53,170	80,000	80,000	120,700	40,700
101-345-712.00	Dental Benefits	20,758	20,813	25,000	25,000	35,700	10,700
101-345-713.00	Life Insurance	1,689	1,341	2,700	2,700	3,400	700
101-345-714.00	Short Term Disability Insurance	7,651	7,797	8,100	8,100	9,800	1,700
101-345-715.00	Long Term Disability Insurance	6,396	6,106	10,200	10,200	10,800	600
101-345-716.00	MERS DB Pension ER	1,054,773	1,241,934	1,492,200	1,492,200	1,524,845	32,645
101-345-716.02	MERS 401a Defined Contrib ER	76,778	98,480	96,200	150,000	244,000	94,000
101-345-717.00	Social Security & Medicare ER	41,390	42,827	59,300	59,300	92,400	33,100
101-345-718.00	State Unemployment Ins ER	210	186	300	300	240	(60)
101-345-719.00	Workers Comp Insurance	84,264	83,554	108,000	108,000	121,600	13,600
101-345-720.00	OPEB/Retiree Health ER	183,723	179,496	220,000	220,000	272,500	52,500
101-345-721.00	Clothing Allowance	11,311	19,836	18,900	18,900	20,700	1,800
101-345-721.50	Cleaning Allowance	10,355	9,284	9,000	9,000	9,000	
101-345-750.00	Oper Materials & Supplies	29,488	28,635	36,000	36,000	33,700	(2,300)
101-345-758.00	Diesel Fuel	9,959	9,754	10,000	10,000	10,000	
101-345-801.00	Professional/Contractual	42,355	195,395	170,000	197,500	231,000	33,500
101-345-809.00	Building Demolition			15,520	15,520		(15,520)
101-345-960.01	Radio Maintenance	2,267	920	3,000	3,000	3,000	
101-345-965.00	Motorpool Charges	239,749	217,149	149,500	149,500	145,520	(3,980)
Totals for dept 345 - PSAF-Police & Fire Operations		5,114,392	5,442,092	6,459,420	6,542,520	7,822,605	1,280,085
Dept 371 - PSAF-Building Inspector							
101-371-702.00	Salaries & Wages - Fulltime	252,859	234,395	300,000	230,000	330,000	100,000
101-371-703.00	Salaries & Wages - Parttime		15,638	5,000	5,000		(5,000)
101-371-704.00	Overtime		31				
101-371-706.00	Holiday Pay			4,900			
101-371-711.00	Health Benefits - Blue Cross	42,416	44,390	70,000	70,000	76,500	6,500

GL NUMBER	DESCRIPTION	2023-24 ACTIVITY	2024-25 ACTIVITY	2025-26 AMENDED BUDGET	2025-26 PROJECTED BUDGET	2026-27 REQUESTED BUDGET	Change from Prior Year Projected
101-371-711.01	Vision Insurance/Reimbursement	450	150		200	250	50
101-371-711.03	Health Care Savings Plan	6,967	5,885	6,500	6,500	11,400	4,900
101-371-712.00	Dental Benefits	1,936	1,765	3,000	3,000	3,900	900
101-371-713.00	Life Insurance	277	227	300	300	425	125
101-371-714.00	Short Term Disability Insurance	773	762	1,000	1,000	1,020	20
101-371-715.00	Long Term Disability Insurance	641	609	1,000	1,000	1,190	190
101-371-716.00	MERS DB Pension ER	93,621	27,573	31,800	31,800	36,110	4,310
101-371-716.02	MERS 401a Defined Contrib ER	7,125	6,644	10,000	10,000	20,000	10,000
101-371-717.00	Social Security & Medicare ER	14,324	14,736	13,000	13,000	16,800	3,800
101-371-718.00	State Unemployment Ins ER	22	23	20	20	40	20
101-371-719.00	Workers Comp Insurance	3,111	2,462	5,000	5,000	6,450	1,450
101-371-720.00	OPEB/Retiree Health ER	16,269	15,720	17,000	17,000	25,500	8,500
101-371-721.00	Clothing Allowance	779	98	600	600	400	(200)
101-371-743.00	Books			2,500	2,500	2,500	
101-371-750.00	Oper Materials & Supplies	1,098	768	1,800	1,800	1,800	
101-371-801.00	Professional/Contractual	99,039	104,039	135,500	135,500	135,500	
101-371-850.00	Telephone	583	796	900	900	900	
101-371-860.00	Transportation, Meals & Lodging	1,098	983	1,500	1,500	1,500	
101-371-924.00	Postage	306	1,384	1,500	1,500	1,500	
101-371-957.00	Professional Development	607	605	1,000	1,000	1,000	
101-371-958.00	Memberships & Dues	600	255	600	600	600	
101-371-965.50	Auto Allowance	6,000	6,000	6,600	6,600	6,600	
Totals for dept 371 - PSAF-Building Inspector		550,901	485,938	621,020	546,320	681,885	135,565
Dept 426 - PSAF-Emergency Preparation							
101-426-750.00	Oper Materials & Supplies	1,245		1,200	1,200	1,200	
101-426-801.00	Professional/Contractual	4,853	22,032	29,000	6,000	29,000	23,000
101-426-850.00	Telephone	28	26	50	50	50	
101-426-852.00	Internet Services - Other Misc Commun	1,423	1,639	1,500	1,500		(1,500)
Totals for dept 426 - PSAF-Emergency Preparation		7,549	23,697	31,750	8,750	30,250	21,500
Dept 441 - DPW-Administration							
101-441-702.00	Salaries & Wages - Fulltime	247,238	198,375	210,000	190,000	275,000	85,000
101-441-703.00	Salaries & Wages - Parttime	2,286	4,875	18,881	15,000	15,000	
101-441-704.00	Overtime	6,611	5,200	6,700	6,700	7,000	300
101-441-707.00	Sick Pay			600	600		(600)
101-441-708.00	Longevity/Retention Pay			2,500	2,500	2,500	
101-441-711.00	Health Benefits - Blue Cross	67,727	71,051	57,900	57,900	89,500	31,600
101-441-711.01	Vision Insurance/Reimbursement	366	1,060		160	260	100
101-441-711.03	Health Care Savings Plan	6,109	4,707	6,000	6,000	7,100	1,100
101-441-712.00	Dental Benefits	3,072	3,386	2,650	2,650	4,500	1,850
101-441-713.00	Life Insurance	292	179	200	200	200	
101-441-714.00	Short Term Disability Insurance	815	668	700	700	750	50
101-441-715.00	Long Term Disability Insurance	584	497	700	700	825	125
101-441-716.00	MERS DB Pension ER	46,988	229,296	252,900	252,900	278,845	25,945
101-441-716.02	MERS 401a Defined Contrib ER	(3,426)	6,940	11,100	11,100	14,900	3,800
101-441-717.00	Social Security & Medicare ER	17,838	14,376	17,000	17,000	24,600	7,600
101-441-718.00	State Unemployment Ins ER	39	19	30	30	30	
101-441-719.00	Workers Comp Insurance	6,538	4,621	4,850	4,850	6,525	1,675
101-441-720.00	OPEB/Retiree Health ER	16,761	13,758	14,000	14,000	20,600	6,600
101-441-721.00	Clothing Allowance	4,371	2,635	4,500	7,500	7,500	
101-441-750.00	Oper Materials & Supplies	50,524	30,087	41,250	41,250	41,250	
101-441-801.00	Professional/Contractual	34,535	21,784	20,000	12,000	12,000	
101-441-801.22	Town Clock Maintenance & Repairs	520	520	1,000	1,650	1,750	100
101-441-810.00	Trash Removal	49,325	61,057	65,000	65,000	65,000	
101-441-827.00	Diesel Plant	11,822	1,800	1,800	1,800	1,800	
101-441-850.00	Telephone	5,500	4,626	4,500	4,500	4,500	
101-441-852.00	Internet Services - Other Misc Commun	1,688	1,652	1,800	1,800	1,800	

GL NUMBER	DESCRIPTION	2023-24 ACTIVITY	2024-25 ACTIVITY	2025-26 AMENDED BUDGET	2025-26 PROJECTED BUDGET	2026-27 REQUESTED BUDGET	Change from Prior Year Projected
101-441-860.00	Transportation, Meals & Lodging	2,601	917	4,000	4,000	4,000	
101-441-900.00	Printing & Publishing			200	200	200	
101-441-920.00	Electricity	92,104	88,301	91,200	91,200	91,000	(200)
101-441-921.00	Gas Heating	6,718	11,186	10,000	10,000	12,000	2,000
101-441-922.00	Water & Sewer Charges	14,259	10,896	9,000	9,000	9,000	
101-441-924.00	Postage	561	338	900	900	900	
101-441-957.00	Professional Development	2,332	1,330	6,500	6,500	6,500	
101-441-965.00	Motorpool Charges	17,885	12,395	15,000	15,000	15,000	
101-441-965.50	Auto Allowance	1,800	1,200				
Totals for dept 441 - DPW-Administration		716,383	809,732	883,361	855,290	1,022,335	167,045
Dept 444 - DPW-ROW & Sidewalks							
101-444-702.00	Salaries & Wages - Fulltime	22,494	89,126	100,000	100,000	100,000	
101-444-703.00	Salaries & Wages - Parttime		6,552	7,500	7,500	7,500	
101-444-704.00	Overtime	5,021	8,797	10,000	10,000	10,000	
101-444-711.00	Health Benefits - Blue Cross	4,562	18,712	25,000	25,000	25,000	
101-444-711.01	Vision Insurance/Reimbursement				50	50	
101-444-711.03	Health Care Savings Plan	631	2,306	2,500	2,500	2,500	
101-444-712.00	Dental Benefits	259	1,010	1,000	1,200	1,200	
101-444-713.00	Life Insurance	17	39	50	50	50	
101-444-714.00	Short Term Disability Insurance	78	231	250	250	250	
101-444-715.00	Long Term Disability Insurance	65	181	200	200	200	
101-444-716.00	MERS DB Pension ER	4,195					
101-444-716.02	MERS 401a Defined Contrib ER	1,826	6,172	6,500	6,500	6,500	
101-444-717.00	Social Security & Medicare ER	1,973	7,308	7,500	7,500	7,500	
101-444-718.00	State Unemployment Ins ER	7	14	10	15	15	
101-444-719.00	Workers Comp Insurance	1,217	4,496	4,500	4,500	4,500	
101-444-720.00	OPEB/Retiree Health ER	1,808	6,536	6,500	6,500	6,500	
101-444-750.00	Oper Materials & Supplies	8,557	13,238	14,000	14,000	14,000	
101-444-801.00	Professional/Contractual		46,286	33,500	38,250	38,315	65
101-444-965.00	Motorpool Charges	34,620	95,024	100,000	100,000	100,000	
Totals for dept 444 - DPW-ROW & Sidewalks		87,330	306,028	319,010	324,015	324,080	65
Dept 448 - DPW-Street Lighting							
101-448-801.00	Professional/Contractual		3,113	5,000	2,500	2,500	
101-448-923.00	Street Lighting	186,176	192,608	220,000	200,000	200,000	
Totals for dept 448 - DPW-Street Lighting		186,176	195,721	225,000	202,500	202,500	
Dept 528 - DPW-Downtown Dumpster							
101-528-702.00	Salaries & Wages - Fulltime	5,310	5,825	6,000	7,500	8,000	500
101-528-703.00	Salaries & Wages - Parttime		50	100	5,000	20,000	15,000
101-528-704.00	Overtime		187	400	500	500	
101-528-711.00	Health Benefits - Blue Cross	1,628	1,794	2,650	2,500	2,500	
101-528-711.01	Vision Insurance/Reimbursement				5	5	
101-528-711.03	Health Care Savings Plan	153	180	200	250	250	
101-528-712.00	Dental Benefits	55	63	150	100	100	
101-528-713.00	Life Insurance	3	3	20	15	15	
101-528-714.00	Short Term Disability Insurance	17	19	20	25	25	
101-528-715.00	Long Term Disability Insurance	9	15	20	20	20	
101-528-716.00	MERS DB Pension ER	8					
101-528-716.02	MERS 401a Defined Contrib ER	305	364	500	500	500	
101-528-717.00	Social Security & Medicare ER	369	440	700	600	1,930	1,330
101-528-718.00	State Unemployment Ins ER	1	1	5	5	5	
101-528-719.00	Workers Comp Insurance	89	174	200	200	400	200
101-528-720.00	OPEB/Retiree Health ER	157	84	150	150	150	
101-528-750.00	Oper Materials & Supplies		24	250	250	500	250
101-528-801.00	Professional/Contractual	85		250	250	6,000	5,750
101-528-810.00	Trash Removal	47,078	56,481	70,000	70,000	70,000	

GL NUMBER	DESCRIPTION	2023-24 ACTIVITY	2024-25 ACTIVITY	2025-26 AMENDED BUDGET	2025-26 PROJECTED BUDGET	2026-27 REQUESTED BUDGET	Change from Prior Year Projected
101-528-965.00	Motorpool Charges	6	309	400	400	600	200
Totals for dept 528 - DPW-Downtown Dumpster		55,273	66,013	82,015	88,270	111,500	23,230
Dept 529 - DPW-City Hall Building Operations							
101-529-702.00	Salaries & Wages - Fulltime	13,389	16,584	9,800	7,500	7,500	
101-529-703.00	Salaries & Wages - Parttime	96	7,568	13,500	13,000	13,000	
101-529-704.00	Overtime	862	874	1,000	750	750	
101-529-711.00	Health Benefits - Blue Cross	3,731	6,530	4,000	4,000	4,000	
101-529-711.01	Vision Insurance/Reimbursement				5	5	
101-529-711.03	Health Care Savings Plan	365	423	400	200	200	
101-529-712.00	Dental Benefits	162	287	200	200	200	
101-529-713.00	Life Insurance	13	9	25	10	10	
101-529-714.00	Short Term Disability Insurance	40	56	50	30	30	
101-529-715.00	Long Term Disability Insurance	31	43	50	30	30	
101-529-716.00	MERS DB Pension ER	1,666					
101-529-716.02	MERS 401a Defined Contrib ER	793	738	1,000	350	350	
101-529-717.00	Social Security & Medicare ER	1,017	1,759	1,100	1,200	1,300	100
101-529-718.00	State Unemployment Ins ER	3	5	10	5	5	
101-529-719.00	Workers Comp Insurance	525	919	500	650	650	
101-529-720.00	OPEB/Retiree Health ER	921	1,191	1,500	1,000	1,200	200
101-529-750.00	Oper Materials & Supplies	3,010	8,250	5,000	5,000		(5,000)
101-529-755.00	Custodial Supplies	68	285	1,200	1,500	1,500	
101-529-801.00	Professional/Contractual	29,250	38,608	30,000	25,000	10,000	(15,000)
101-529-965.00	Motorpool Charges	4,365	10,627	8,000	5,000	5,000	
Totals for dept 529 - DPW-City Hall Building Operations		60,307	94,756	77,335	65,430	45,730	(19,700)
Dept 530 - DPW-Public Safety Building Operations							
101-530-702.00	Salaries & Wages - Fulltime	19,494	13,004	10,000	10,000	10,000	
101-530-703.00	Salaries & Wages - Parttime	141	9,568	11,050	13,000	13,000	
101-530-704.00	Overtime	595	846	800	750	750	
101-530-711.00	Health Benefits - Blue Cross	5,421	5,180	4,000	3,000	3,000	
101-530-711.01	Vision Insurance/Reimbursement				5	5	
101-530-711.03	Health Care Savings Plan	487	246	300	150	150	
101-530-712.00	Dental Benefits	233	240	200	200	200	
101-530-713.00	Life Insurance	21	13	100	5	5	
101-530-714.00	Short Term Disability Insurance	62	38	75	25	25	
101-530-715.00	Long Term Disability Insurance	51	31	75	25	25	
101-530-716.00	MERS DB Pension ER	3,447					
101-530-716.02	MERS 401a Defined Contrib ER	1,024	372	1,000	300	300	
101-530-717.00	Social Security & Medicare ER	1,426	1,663	1,500	1,500	1,500	
101-530-718.00	State Unemployment Ins ER	3	5	10	5	5	
101-530-719.00	Workers Comp Insurance	787	871	1,000	750	750	
101-530-720.00	OPEB/Retiree Health ER	1,335	956	700	700	700	
101-530-750.00	Oper Materials & Supplies	6,423	6,160	5,000	5,000	5,000	
101-530-755.00	Custodial Supplies	3,828	2,265	3,000	2,000	2,000	
101-530-801.00	Professional/Contractual	31,782	178,537	40,000	36,475	16,800	(19,675)
101-530-810.00	Trash Removal			2,500			
101-530-921.00	Gas Heating	3,929	7,812	9,000	9,000	9,000	
101-530-965.00	Motorpool Charges	3,173	5,551	4,000	4,000	4,000	
Totals for dept 530 - DPW-Public Safety Building Operations		83,662	233,358	94,310	86,890	67,215	(19,675)
Dept 531 - DPW-Community Promotion							
101-531-702.00	Salaries & Wages - Fulltime	62,938	62,214	64,000	64,000	68,600	4,600
101-531-703.00	Salaries & Wages - Parttime	811	600	1,200	1,200	2,000	800
101-531-704.00	Overtime	3,895	2,985	5,000	5,000	5,000	
101-531-711.00	Health Benefits - Blue Cross	11,405	13,100	15,000	15,000	21,000	6,000
101-531-711.01	Vision Insurance/Reimbursement				50	50	
101-531-711.03	Health Care Savings Plan	1,826	1,745	1,750	1,750	1,900	150

GL NUMBER	DESCRIPTION	2023-24	2024-25	2025-26	2025-26	2026-27	Change from
		ACTIVITY	ACTIVITY	AMENDED BUDGET	PROJECTED BUDGET	REQUESTED BUDGET	Prior Year Projected
101-531-712.00	Dental Benefits	397	511	1,000	1,000	1,000	
101-531-713.00	Life Insurance	92	42	150	100	100	
101-531-714.00	Short Term Disability Insurance	219	210	250	250	250	
101-531-715.00	Long Term Disability Insurance	183	167	250	250	250	
101-531-716.00	MERS DB Pension ER	7,823					
101-531-716.02	MERS 401a Defined Contrib ER	3,905	3,803	3,210	3,210	4,000	790
101-531-717.00	Social Security & Medicare ER	5,027	4,627	5,050	5,050	5,400	350
101-531-718.00	State Unemployment Ins ER	5	4	10	10	10	
101-531-719.00	Workers Comp Insurance	1,612	2,261	2,500	2,500	2,500	
101-531-720.00	OPEB/Retiree Health ER	4,692	2,205	4,000	4,000	4,000	
101-531-750.00	Oper Materials & Supplies	3,196	3,598	8,000	8,000	13,000	5,000
101-531-801.00	Professional/Contractual	7,114	8,579	15,000	12,500	12,500	
101-531-965.00	Motorpool Charges	9,982	9,046	7,500	7,500	9,000	1,500
Totals for dept 531 - DPW-Community Promotion		125,122	115,697	133,870	131,370	150,560	19,190
Dept 532 - DPW-Waterfront Operations							
101-532-702.00	Salaries & Wages - Fulltime	17,571	16,421	15,000	17,000	17,000	
101-532-703.00	Salaries & Wages - Parttime	49,316	66,404	80,000	70,000	40,000	(30,000)
101-532-704.00	Overtime	1,485	675	1,000	1,000	1,000	
101-532-711.00	Health Benefits - Blue Cross	5,605	4,462	6,500	5,000	5,600	600
101-532-711.01	Vision Insurance/Reimbursement				15	15	
101-532-711.03	Health Care Savings Plan	527	489	750	500	500	
101-532-712.00	Dental Benefits	187	146	200	200	200	
101-532-713.00	Life Insurance	12	7	50	35	35	
101-532-714.00	Short Term Disability Insurance	57	50	75	50	50	
101-532-715.00	Long Term Disability Insurance	32	39	75	50	50	
101-532-716.02	MERS 401a Defined Contrib ER	1,054	979	1,500	1,200	1,200	
101-532-717.00	Social Security & Medicare ER	4,973	6,290	7,500	7,500	5,000	(2,500)
101-532-718.00	State Unemployment Ins ER	30	39	50	50	40	(10)
101-532-719.00	Workers Comp Insurance	1,478	2,075	2,300	2,000	1,500	(500)
101-532-720.00	OPEB/Retiree Health ER	540	39	800	200	200	
101-532-750.00	Oper Materials & Supplies	2,499	8,646	9,050	5,000	5,000	
101-532-755.00	Custodial Supplies	12,754	12,239	16,550	10,000	10,000	
101-532-801.00	Professional/Contractual	907	3,127	1,500	1,500	31,200	29,700
101-532-965.00	Motorpool Charges	6,720	11,413	13,000	13,000	10,000	(3,000)
Totals for dept 532 - DPW-Waterfront Operations		105,747	133,540	155,900	134,300	128,590	(5,710)
Dept 533 - DPW-Parking Lots							
101-533-702.00	Salaries & Wages - Fulltime	165,175	87,633	115,000	115,000	125,000	10,000
101-533-703.00	Salaries & Wages - Parttime	17,655	13,042	20,000	15,000	15,000	
101-533-704.00	Overtime	8,683	21,289	20,000	20,000	20,000	
101-533-711.00	Health Benefits - Blue Cross	34,843	21,590	27,000	25,000	25,000	
101-533-711.01	Vision Insurance/Reimbursement				60	60	
101-533-711.03	Health Care Savings Plan	3,372	1,965	3,200	3,000	3,000	
101-533-712.00	Dental Benefits	1,929	1,099	1,700	1,700	1,800	100
101-533-713.00	Life Insurance	109	64	200	75	75	
101-533-714.00	Short Term Disability Insurance	447	330	500	500	500	
101-533-715.00	Long Term Disability Insurance	376	263	400	400	400	
101-533-716.00	MERS DB Pension ER	38,164					
101-533-716.02	MERS 401a Defined Contrib ER	8,720	5,032	8,000	8,000	8,000	
101-533-717.00	Social Security & Medicare ER	13,466	8,818	11,000	11,000	11,000	
101-533-718.00	State Unemployment Ins ER	36	22	25	25	25	
101-533-719.00	Workers Comp Insurance	7,806	5,024	6,600	6,200	6,300	100
101-533-720.00	OPEB/Retiree Health ER	11,438	7,174	9,500	9,500	9,700	200
101-533-750.00	Oper Materials & Supplies	18,123	16,017	7,500	7,500	6,500	(1,000)
101-533-801.00	Professional/Contractual	72,270	23,164	28,500	28,500	28,500	
101-533-920.00	Electricity	2,450	2,482	2,000	2,000	2,600	600
101-533-922.00	Water & Sewer Charges	10,191	19,894	18,500	18,500	20,000	1,500

GL NUMBER	DESCRIPTION	2023-24 ACTIVITY	2024-25 ACTIVITY	2025-26 AMENDED BUDGET	2025-26 PROJECTED BUDGET	2026-27 REQUESTED BUDGET	Change from Prior Year Projected
101-533-965.00	Motorpool Charges	168,790	100,440	105,000	105,000	105,000	
Totals for dept 533 - DPW-Parking Lots		584,043	335,342	384,625	376,960	388,460	11,500
Dept 534 - DPW-Parks & Playgrounds							
101-534-702.00	Salaries & Wages - Fulltime	219,237	249,706	235,000	235,000	250,000	15,000
101-534-703.00	Salaries & Wages - Parttime	81,589	69,782	90,000	90,000	90,000	
101-534-704.00	Overtime	7,623	10,192	24,000	24,000	24,000	
101-534-708.00	Longevity/Retention Pay			2,500	2,500	2,500	
101-534-711.00	Health Benefits - Blue Cross	56,620	71,163	65,000	85,000	85,000	
101-534-711.01	Vision Insurance/Reimbursement	559	300		160	200	40
101-534-711.03	Health Care Savings Plan	5,249	6,301	7,000	7,500	7,500	
101-534-712.00	Dental Benefits	2,957	3,704	3,900	5,000	5,800	800
101-534-713.00	Life Insurance	181	180	300	200	200	
101-534-714.00	Short Term Disability Insurance	711	794	900	900	900	
101-534-715.00	Long Term Disability Insurance	566	610	850	850	900	50
101-534-716.00	MERS DB Pension ER	31,525	79,660	87,300	87,300	89,545	2,245
101-534-716.02	MERS 401a Defined Contrib ER	13,355	16,006	18,925	18,925	19,700	775
101-534-717.00	Social Security & Medicare ER	22,146	23,812	29,000	29,000	30,000	1,000
101-534-718.00	State Unemployment Ins ER	64	56	95	80	80	
101-534-719.00	Workers Comp Insurance	9,808	9,974	12,500	12,500	12,500	
101-534-720.00	OPEB/Retiree Health ER	15,057	17,679	19,000	19,000	21,400	2,400
101-534-721.00	Clothing Allowance	3,181	4,672	3,500	3,500	3,500	
101-534-750.00	Oper Materials & Supplies	70,224	86,669	93,500	74,800	63,500	(11,300)
101-534-755.00	Custodial Supplies	4,967	6,363	14,000	7,500	7,500	
101-534-801.00	Professional/Contractual	101,831	122,663	103,500	127,671	169,384	41,713
101-534-801.16	Invasive Species Remediation					24,100	24,100
101-534-810.00	Trash Removal	2,991	2,229	5,000	5,000	4,000	(1,000)
101-534-816.00	NW Ottawa Recreation Program	45,959	38,398	41,556	41,556	48,287	6,731
101-534-850.00	Telephone	583	583	650	650	650	
101-534-860.00	Transportation, Meals & Lodging		684	600	600	600	
101-534-920.00	Electricity	45,354	38,403	35,000	35,000	35,000	
101-534-921.00	Gas Heating	695	755	900	900	900	
101-534-922.00	Water & Sewer Charges	60,252	64,466	58,000	70,000	72,000	2,000
101-534-957.00	Professional Development		1,895	1,500	1,500	6,000	4,500
101-534-965.00	Motorpool Charges	150,095	141,487	125,000	125,000	143,000	18,000
Totals for dept 534 - DPW-Parks & Playgrounds		953,379	1,069,186	1,078,976	1,111,592	1,218,646	107,054
Dept 535 - DPW-Duncan Woods							
101-535-750.00	Oper Materials & Supplies	805	2,303	2,900	2,900	1,000	(1,900)
101-535-801.00	Professional/Contractual	15,037	8,082	15,000	129,000	15,000	(114,000)
101-535-920.00	Electricity	734	725	700	700	750	50
101-535-922.00	Water & Sewer Charges	1,483	1,424	1,400	1,400	1,500	100
Totals for dept 535 - DPW-Duncan Woods		18,059	12,534	20,000	134,000	18,250	(115,750)
Dept 557 - DPW-Sewer Authority							
101-557-702.00	Salaries & Wages - Fulltime	7,132	1,107	3,000	1,200	1,200	
101-557-703.00	Salaries & Wages - Parttime	1,343	1,634	1,500	1,500	1,500	
101-557-704.00	Overtime	23	151	300			
101-557-711.00	Health Benefits - Blue Cross	1,621	274	500	500	500	
101-557-711.03	Health Care Savings Plan	219	38	100	50	50	
101-557-712.00	Dental Benefits	62	13	50	50	50	
101-557-713.00	Life Insurance	6	1	20	5	5	
101-557-714.00	Short Term Disability Insurance	23	5	40	5	5	
101-557-715.00	Long Term Disability Insurance	18	3	30	5	5	
101-557-716.02	MERS 401a Defined Contrib ER	543	105	500	150	150	
101-557-717.00	Social Security & Medicare ER	636	200	500	250	250	
101-557-718.00	State Unemployment Ins ER	2	1	5	5	5	
101-557-719.00	Workers Comp Insurance	326	79	150	100	100	

GL NUMBER	DESCRIPTION	2023-24 ACTIVITY	2024-25 ACTIVITY	2025-26 AMENDED BUDGET	2025-26 PROJECTED BUDGET	2026-27 REQUESTED BUDGET	Change from Prior Year Projected
101-557-720.00	OPEB/Retiree Health ER	495	86	150	100	100	
101-557-755.00	Custodial Supplies	1,090	422	1,000	750	750	
101-557-801.00	Professional/Contractual	1,750	33,183	24,000	24,000	24,000	
101-557-965.00	Motorpool Charges	4,097	4,673	4,000	4,000	4,100	100
Totals for dept 557 - DPW-Sewer Authority		19,386	41,975	35,845	32,670	32,770	100
Dept 567 - DPW-Cemetery							
101-567-702.00	Salaries & Wages - Fulltime	95,709	105,739	115,000	115,000	125,000	10,000
101-567-703.00	Salaries & Wages - Parttime	43,436	38,377	30,000	30,000	30,000	
101-567-704.00	Overtime	3,646	4,526	4,000	4,000	4,000	
101-567-711.00	Health Benefits - Blue Cross	28,169	38,453	40,000	45,000	45,000	
101-567-711.01	Vision Insurance/Reimbursement				75	75	
101-567-711.03	Health Care Savings Plan	2,621	2,720	3,800	3,800	4,000	200
101-567-712.00	Dental Benefits	1,498	1,872	2,400	2,400	3,000	600
101-567-713.00	Life Insurance	82	89	150	100	100	
101-567-714.00	Short Term Disability Insurance	291	340	520	500	500	
101-567-715.00	Long Term Disability Insurance	212	260	510	500	500	
101-567-716.00	MERS DB Pension ER	8,767					
101-567-716.02	MERS 401a Defined Contrib ER	6,387	5,576	9,700	8,000	8,000	
101-567-717.00	Social Security & Medicare ER	10,443	10,119	13,200	13,200	13,500	300
101-567-718.00	State Unemployment Ins ER	30	23	35	30	30	
101-567-719.00	Workers Comp Insurance	3,334	3,074	4,200	4,000	4,000	
101-567-720.00	OPEB/Retiree Health ER	6,671	7,428	9,250	9,250	10,100	850
101-567-721.00	Clothing Allowance	716	729	1,000	1,000	1,000	
101-567-750.00	Oper Materials & Supplies	13,100	22,807	18,000	18,000	19,500	1,500
101-567-750.19	Segregated Square Fees	1	18	50	50		(50)
101-567-755.00	Custodial Supplies	1,025	542	750	750	750	
101-567-801.00	Professional/Contractual	13,984	88,417	145,000	153,200	47,000	(106,200)
101-567-801.16	Invasive Species Remediation					45,100	45,100
101-567-850.00	Telephone	1,532	1,529	1,800	1,800	1,600	(200)
101-567-852.00	Internet Services - Other Misc Commun	1,320	1,360	1,350	1,350	1,350	
101-567-920.00	Electricity	5,470	6,081	5,500	5,500	6,000	500
101-567-921.00	Gas Heating	2,657	3,368	4,000	4,000	4,000	
101-567-922.00	Water & Sewer Charges	33,315	67,408	100,000	100,000	70,000	(30,000)
101-567-924.00	Postage	68	87	120	120	120	
101-567-965.00	Motorpool Charges	69,954	77,764	50,000	60,000	60,000	
Totals for dept 567 - DPW-Cemetery		354,438	488,706	560,335	581,625	504,225	(77,400)
Dept 592 - DPW-Central Park Place Bldg Operations							
101-592-702.00	Salaries & Wages - Fulltime	74,944	11,406	15,000	12,000	12,000	
101-592-703.00	Salaries & Wages - Parttime	1,493	2,172	750	750	750	
101-592-704.00	Overtime	3,113	1,557	2,500	1,000	1,000	
101-592-711.00	Health Benefits - Blue Cross	19,495	4,423	6,000	4,000	4,000	
101-592-711.01	Vision Insurance/Reimbursement				5	5	
101-592-711.03	Health Care Savings Plan	2,184	266	500	200	200	
101-592-712.00	Dental Benefits	740	198	700	200	200	
101-592-713.00	Life Insurance	71	8	75	5	5	
101-592-714.00	Short Term Disability Insurance	233	30	100	25	25	
101-592-715.00	Long Term Disability Insurance	189	24	100	25	25	
101-592-716.00	MERS DB Pension ER	4,442					
101-592-716.02	MERS 401a Defined Contrib ER	5,107	503	1,500	400	400	
101-592-717.00	Social Security & Medicare ER	5,813	1,052	2,000	1,000	1,000	
101-592-718.00	State Unemployment Ins ER	13	4	20	5	5	
101-592-719.00	Workers Comp Insurance	3,039	541	1,500	400	400	
101-592-720.00	OPEB/Retiree Health ER	5,204	882	1,750	800	800	
101-592-750.00	Oper Materials & Supplies	6,566	7,687	6,500	6,500	6,500	
101-592-801.00	Professional/Contractual	11,359	15,752	18,000	15,000	15,500	500
101-592-965.00	Motorpool Charges	6,297	5,865	5,000	5,000	5,000	

GL NUMBER	DESCRIPTION	2023-24 ACTIVITY	2024-25 ACTIVITY	2025-26 AMENDED BUDGET	2025-26 PROJECTED BUDGET	2026-27 REQUESTED BUDGET	Change from Prior Year Projected
Totals for dept 592 - DPW-Central Park Place Bldg Operations		150,302	52,370	61,995	47,315	47,815	500
Dept 595 - DPW-Airport							
101-595-702.00	Salaries & Wages - Fulltime	3,493	5,369	6,500	7,000	7,000	
101-595-703.00	Salaries & Wages - Parttime		83	150			
101-595-704.00	Overtime	853	2,823	3,000	3,000	3,000	
101-595-711.00	Health Benefits - Blue Cross	796	1,104	1,500	1,700	1,800	100
101-595-711.01	Vision Insurance/Reimbursement				5	5	
101-595-711.03	Health Care Savings Plan	17	19	50	100	100	
101-595-712.00	Dental Benefits	32	47	75	90	90	
101-595-713.00	Life Insurance	2	4	10	5	5	
101-595-714.00	Short Term Disability Insurance	9	27	75	50	50	
101-595-715.00	Long Term Disability Insurance	8	20	75	40	40	
101-595-716.00	MERS DB Pension ER	2,120					
101-595-716.02	MERS 401a Defined Contrib ER	56	64	200	200	200	
101-595-717.00	Social Security & Medicare ER	316	609	750	800	800	
101-595-718.00	State Unemployment Ins ER	2	3	5	5	5	
101-595-719.00	Workers Comp Insurance	226	422	500	500	500	
101-595-720.00	OPEB/Retiree Health ER	295	557	750	700	700	
101-595-750.00	Oper Materials & Supplies	244	336	300	300	1,000	700
101-595-801.00	Professional/Contractual	809	1,829	1,000	500	500	
101-595-965.00	Motorpool Charges	10,354	22,391	15,000	24,700	24,000	(700)
Totals for dept 595 - DPW-Airport		19,632	35,707	29,940	39,695	39,795	100
Dept 701 - Planning							
101-701-702.00	Salaries & Wages - Fulltime	75,907	81,275	83,000	85,500	93,000	7,500
101-701-703.00	Salaries & Wages - Parttime		2,083	5,000	5,000		(5,000)
101-701-711.00	Health Benefits - Blue Cross	22,769	24,190	24,250	24,250	28,400	4,150
101-701-711.01	Vision Insurance/Reimbursement				100	100	
101-701-711.03	Health Care Savings Plan	2,275	2,426	2,700	2,700	2,800	100
101-701-712.00	Dental Benefits	1,126	1,187	1,200	1,200	1,550	350
101-701-713.00	Life Insurance	136	123	180	180	180	
101-701-714.00	Short Term Disability Insurance	245	273	300	300	300	
101-701-715.00	Long Term Disability Insurance	209	216	300	300	300	
101-701-716.00	MERS DB Pension ER		5,818	6,710	6,710	4,380	(2,330)
101-701-716.02	MERS 401a Defined Contrib ER	7,583	8,086	8,750	8,750	9,300	550
101-701-717.00	Social Security & Medicare ER	5,154	5,661	9,750	7,000	7,150	150
101-701-718.00	State Unemployment Ins ER	6	7	10	10	10	
101-701-719.00	Workers Comp Insurance	463	511	550	550	550	
101-701-720.00	OPEB/Retiree Health ER	5,157	5,499	5,750	6,000	6,350	350
101-701-750.00	Oper Materials & Supplies	388	608	1,250	1,000	1,750	750
101-701-801.00	Professional/Contractual	1,347	1,139	10,390	9,140	21,752	12,612
101-701-860.00	Transportation, Meals & Lodging	1,220	714	1,500	1,500	1,500	
101-701-900.00	Printing & Publishing	3,662	2,916	2,500	2,500	2,500	
101-701-924.00	Postage	1,025	1,454	1,000	1,250	1,250	
101-701-957.00	Professional Development		685	2,000	2,000	2,500	500
101-701-958.00	Memberships & Dues	1,197	683	1,750	1,750	1,750	
Totals for dept 701 - Planning		129,869	145,554	168,840	167,690	187,372	19,682
Dept 753 - DPW-Musical Fountain							
101-753-702.00	Salaries & Wages - Fulltime	2,276	2,030	3,000	3,000	3,000	
101-753-703.00	Salaries & Wages - Parttime	11,569	10,528	13,000	13,000	13,000	
101-753-704.00	Overtime	24	67	75			
101-753-711.00	Health Benefits - Blue Cross	870	797	1,000	1,000	1,000	
101-753-711.03	Health Care Savings Plan	51	41	70	50	50	
101-753-712.00	Dental Benefits	37	33	45	50	50	
101-753-713.00	Life Insurance	3		5	5	5	
101-753-714.00	Short Term Disability Insurance	5	1	10	5	5	

GL NUMBER	DESCRIPTION	2023-24 ACTIVITY	2024-25 ACTIVITY	2025-26 AMENDED BUDGET	2025-26 PROJECTED BUDGET	2026-27 REQUESTED BUDGET	Change from Prior Year Projected
101-753-715.00	Long Term Disability Insurance	4	1	10	5	5	
101-753-716.00	MERS DB Pension ER	811					
101-753-716.02	MERS 401a Defined Contrib ER	88	88	100	100	100	
101-753-717.00	Social Security & Medicare ER	1,040	907	1,200	1,200	1,200	
101-753-718.00	State Unemployment Ins ER	7	6	10	10	10	
101-753-719.00	Workers Comp Insurance	364	336	500	500	500	
101-753-720.00	OPEB/Retiree Health ER	159	138	175	150	150	
101-753-750.00	Oper Materials & Supplies	844	700	725	725	750	25
101-753-801.00	Professional/Contractual	2,459	2,183	4,000	4,000	4,000	
101-753-920.00	Electricity	4,699	5,392	5,000	5,000	5,000	
101-753-922.00	Water & Sewer Charges	1,950	3,356	5,000	5,000	5,000	
101-753-965.00	Motorpool Charges	1,213	859	750	750	750	
Totals for dept 753 - DPW-Musical Fountain		28,473	27,463	34,675	34,550	34,575	25
Dept 754 - DPW-Mulligan's Hollow/Lodge/Ski Bowl							
101-754-702.00	Salaries & Wages - Fulltime	4,900	4,967	6,000	6,000	6,600	600
101-754-703.00	Salaries & Wages - Parttime	250	17	200	4,000	15,000	11,000
101-754-704.00	Overtime	248	44	250			
101-754-711.00	Health Benefits - Blue Cross	1,330	1,601	2,100	2,100	2,300	200
101-754-711.01	Vision Insurance/Reimbursement				10	10	
101-754-711.03	Health Care Savings Plan	130	138	225	200	200	
101-754-712.00	Dental Benefits	62	78	100	125	125	
101-754-713.00	Life Insurance	5	7	15	10	10	
101-754-714.00	Short Term Disability Insurance	13	18	25	20	20	
101-754-715.00	Long Term Disability Insurance	8	12	25	20	20	
101-754-716.00	MERS DB Pension ER	1,047					
101-754-716.02	MERS 401a Defined Contrib ER	244	254	250	250	260	10
101-754-717.00	Social Security & Medicare ER	392	335	475	550	1,200	650
101-754-718.00	State Unemployment Ins ER	1		5	5	5	
101-754-719.00	Workers Comp Insurance	164	56	110	150	150	
101-754-720.00	OPEB/Retiree Health ER	332	335	400	450	450	
101-754-750.00	Oper Materials & Supplies	2,963	971	3,000	3,000	1,500	(1,500)
101-754-755.00	Custodial Supplies	741	346	550	500	500	
101-754-801.00	Professional/Contractual	13,750	147,841	110,000	120,000	25,100	(94,900)
101-754-801.16	Invasive Species Remediation					119,200	119,200
101-754-810.00	Trash Removal	1,553	1,486	2,000	2,000	2,500	500
101-754-920.00	Electricity	15,747	19,632	18,000	18,000	18,000	
101-754-921.00	Gas Heating	2,203	2,434	2,600	2,600	2,600	
101-754-922.00	Water & Sewer Charges	19,141	27,901	25,000	25,000	25,000	
101-754-965.00	Motorpool Charges	992	512	2,000	2,000	1,200	(800)
Totals for dept 754 - DPW-Mulligan's Hollow/Lodge/Ski Bowl		66,216	208,985	173,330	186,990	221,950	34,960
Dept 755 - DPW-Depot							
101-755-702.00	Salaries & Wages - Fulltime	1,454	3,699	4,200	5,500	4,000	(1,500)
101-755-703.00	Salaries & Wages - Parttime	63	99	200	1,000	7,000	6,000
101-755-704.00	Overtime	24	194	500	500	500	
101-755-711.00	Health Benefits - Blue Cross	506	1,331	1,100	1,600	1,200	(400)
101-755-711.01	Vision Insurance/Reimbursement				5	5	
101-755-711.03	Health Care Savings Plan	14	55	75	100	75	(25)
101-755-712.00	Dental Benefits	27	64	100	100	100	
101-755-713.00	Life Insurance	3	2	10	5	5	
101-755-714.00	Short Term Disability Insurance	5	10	25	20	20	
101-755-715.00	Long Term Disability Insurance	4	8	10	10	10	
101-755-716.00	MERS DB Pension ER	704					
101-755-716.02	MERS 401a Defined Contrib ER	18	102	150	500	500	
101-755-717.00	Social Security & Medicare ER	101	277	275	650	1,000	350
101-755-718.00	State Unemployment Ins ER		1	5	5	5	
101-755-719.00	Workers Comp Insurance	61	156	150	200	200	

GL NUMBER	DESCRIPTION	2023-24 ACTIVITY	2024-25 ACTIVITY	2025-26 AMENDED BUDGET	2025-26 PROJECTED BUDGET	2026-27 REQUESTED BUDGET	Change from Prior Year Projected
101-755-720.00	OPEB/Retiree Health ER	100	265	300	300	300	
101-755-750.00	Oper Materials & Supplies	564	776	1,500	1,500	1,500	
101-755-755.00	Custodial Supplies	599	255	600	600	600	
101-755-801.00	Professional/Contractual	14,627	15,159	15,000	15,000	15,000	
101-755-920.00	Electricity	8,663	8,942	12,000	12,000	10,000	(2,000)
101-755-921.00	Gas Heating	1,572	2,053	2,300	2,300	2,300	
101-755-922.00	Water & Sewer Charges	7,625	9,727	7,800	7,800	7,800	
101-755-965.00	Motorpool Charges	681	1,191	1,500	1,500	1,500	
Totals for dept 755 - DPW-Depot		37,415	44,366	47,800	51,195	53,620	2,425
Dept 759 - Mini Golf							
101-759-702.00	Salaries & Wages - Fulltime	7,320	7,913	5,800	5,800	6,000	200
101-759-703.00	Salaries & Wages - Parttime	15,954	20,026	18,500	25,000	10,000	(15,000)
101-759-711.00	Health Benefits - Blue Cross	2,424	1,911	2,000	2,000	1,800	(200)
101-759-711.01	Vision Insurance/Reimbursement				5	5	
101-759-711.03	Health Care Savings Plan	220	199	250	200	200	
101-759-712.00	Dental Benefits	83	62	100	60	60	
101-759-713.00	Life Insurance	5	3	10	10	10	
101-759-714.00	Short Term Disability Insurance	24	18	20	20	20	
101-759-715.00	Long Term Disability Insurance	14	14	25	20	20	
101-759-716.00	MERS DB Pension ER	208					
101-759-716.02	MERS 401a Defined Contrib ER	436	412	500	500	500	
101-759-717.00	Social Security & Medicare ER	1,765	1,888	2,000	2,000	2,000	
101-759-718.00	State Unemployment Ins ER	10	11	15	20	20	
101-759-719.00	Workers Comp Insurance	584	655	600	650	700	50
101-759-720.00	OPEB/Retiree Health ER	252	51	150	100	100	
101-759-721.00	Clothing Allowance			200	200	200	
101-759-750.00	Oper Materials & Supplies	1,050	1,708	1,500	1,500	1,500	
101-759-750.19	Segregated Square Fees	198	973	1,500	1,500	1,500	
101-759-755.00	Custodial Supplies			100			
101-759-801.00	Professional/Contractual		1,132	500	500	500	
101-759-920.00	Electricity	847	597	850	850	600	(250)
101-759-922.00	Water & Sewer Charges	228	114	1,500	1,500		(1,500)
101-759-965.00	Motorpool Charges	292	456	250	250	100	(150)
Totals for dept 759 - Mini Golf		31,914	38,143	36,370	42,685	25,835	(16,850)
Dept 761 - Central Park Place (Community Center)							
101-761-702.00	Salaries & Wages - Fulltime	84,716	144,915	164,100	125,000	136,300	11,300
101-761-703.00	Salaries & Wages - Parttime	27,670	28,695	40,000	40,000	45,000	5,000
101-761-704.00	Overtime	111	3,723	6,000	10,000	10,000	
101-761-707.00	Sick Pay			18,300	18,295		(18,295)
101-761-711.00	Health Benefits - Blue Cross	18,511	27,115	28,000	33,000	33,400	400
101-761-711.01	Vision Insurance/Reimbursement	150			150	150	
101-761-711.03	Health Care Savings Plan	2,555	4,391	5,800	5,800	4,500	(1,300)
101-761-712.00	Dental Benefits	622	1,073	1,000	1,500	1,500	
101-761-713.00	Life Insurance	153	160	220	200	210	10
101-761-714.00	Short Term Disability Insurance	269	451	480	480	480	
101-761-715.00	Long Term Disability Insurance	226	346	540	540	550	10
101-761-716.00	MERS DB Pension ER	39,265	8,410	9,700	9,700	12,000	2,300
101-761-716.02	MERS 401a Defined Contrib ER	1,759	5,217	6,400	6,900	5,600	(1,300)
101-761-717.00	Social Security & Medicare ER	7,962	12,241	19,000	16,000	15,300	(700)
101-761-718.00	State Unemployment Ins ER	16	27	30	30	30	
101-761-719.00	Workers Comp Insurance	477	2,335	3,050	3,050	2,900	(150)
101-761-720.00	OPEB/Retiree Health ER	5,791	9,852	10,000	10,000	10,000	
101-761-727.00	Amenities For Rent	2,098	1,772	2,000	2,000	2,000	
101-761-750.00	Oper Materials & Supplies	19,728	11,700	12,000	12,000	12,000	
101-761-755.00	Custodial Supplies	5,567	7,805	7,000	7,000	7,000	
101-761-801.00	Professional/Contractual	21,070	27,359	25,000	12,000	12,000	

GL NUMBER	DESCRIPTION	2023-24 ACTIVITY	2024-25 ACTIVITY	2025-26 AMENDED BUDGET	2025-26 PROJECTED BUDGET	2026-27 REQUESTED BUDGET	Change from Prior Year Projected
101-761-810.00	Trash Removal	3,491	4,836	5,000	5,700	6,000	300
101-761-850.00	Telephone	3,787	4,297	3,800	4,500	4,500	
101-761-852.00	Internet Services - Other Misc Commun				27		(27)
101-761-880.00	Advertising & Public Relations	14,035	15,692	14,000	14,000	14,000	
101-761-900.00	Printing & Publishing	2,109	2,036	2,500	2,500	2,500	
101-761-920.00	Electricity	71,729	78,828	65,000	70,000	70,000	
101-761-921.00	Gas Heating	10,716	14,409	13,000	13,000	13,500	500
101-761-922.00	Water & Sewer Charges	2,671	2,337	2,800	2,800	2,800	
101-761-924.00	Postage	86	12	20	20	20	
101-761-957.00	Professional Development	210		200	200	200	
Totals for dept 761 - Central Park Place (Community Center)		347,550	420,034	464,940	426,392	424,440	(1,952)
Dept 780 - Coast Guard Festival							
101-780-702.00	Salaries & Wages - Fulltime	17,882	20,179	20,666	20,726	22,000	1,274
101-780-703.00	Salaries & Wages - Parttime	388	585	1,941	1,941	2,000	59
101-780-704.00	Overtime	15,268	16,631	17,358	17,441	18,000	559
101-780-711.00	Health Benefits - Blue Cross	5,870	5,648	6,226	6,283	6,500	217
101-780-711.01	Vision Insurance/Reimbursement				13	20	7
101-780-711.03	Health Care Savings Plan	708	894	884	888	900	12
101-780-712.00	Dental Benefits	281	322	314	318	400	82
101-780-713.00	Life Insurance	31	35	21	21	25	4
101-780-714.00	Short Term Disability Insurance	146	158	173	173	200	27
101-780-715.00	Long Term Disability Insurance	121	133	129	129	150	21
101-780-716.00	MERS DB Pension ER	5,352					
101-780-716.02	MERS 401a Defined Contrib ER	2,009	2,559	2,280	2,289	2,300	11
101-780-717.00	Social Security & Medicare ER	2,430	2,702	2,910	2,920	3,000	80
101-780-718.00	State Unemployment Ins ER	1		2	2	5	3
101-780-719.00	Workers Comp Insurance	1,425	1,503	1,626	1,629	1,700	71
101-780-720.00	OPEB/Retiree Health ER	2,206	2,454	2,586	2,596	2,600	4
101-780-750.00	Oper Materials & Supplies	1,764	4,971	4,925	4,925	5,000	75
101-780-801.00	Professional/Contractual	5,825	14,158	12,593	12,593	13,000	407
101-780-965.00	Motorpool Charges	5,732	6,798	5,047	5,047	5,100	53
Totals for dept 780 - Coast Guard Festival		67,439	79,730	79,681	79,934	82,900	2,966
Dept 966 - Transfers Out							
101-966-995.03	Transfers out Local Streets	275,000	300,000	275,000	275,000		(275,000)
101-966-995.05	Transfers out EDC Fund	14,282	4,880				
101-966-995.07	Transfers out Major Sts - Street Program	265,000	251,800	465,322	465,322	284,000	(181,322)
101-966-995.08	Transfers out Local Sts - Street Program	337,400	377,700	321,500	321,500	426,000	104,500
101-966-995.20	Transfers out Public Improvement Fund	872,701	2,579,815	1,026,367	1,120,000	359,000	(761,000)
101-966-995.22	Transfers out Harbor Island Remediation	121,225					
101-966-995.40	Transfers out Motor Pool Fund	63,836		51,065	51,065		(51,065)
101-966-995.43	Transfers out 273 2014 Bond Rev Fund	241,741	239,804	243,336	243,336	243,564	228
101-966-995.60	Transfers out Fund 384 2020 LTGO Bond	68,974	68,609	69,217	69,217	68,769	(448)
101-966-995.99	Transfers out 245-Principal	19,088	20,333	22,822	22,822	24,482	1,660
Totals for dept 966 - Transfers Out		2,279,247	3,842,941	2,474,629	2,568,262	1,405,815	(1,162,447)
TOTAL APPROPRIATIONS		16,270,265	19,053,344	19,190,792	19,344,358	19,821,488	477,130
NET OF REVENUES/APPROPRIATIONS - FUND 101		1,558,273	16,626	750	3,011	270	(2,741)
BEGINNING FUND BALANCE		7,530,809	9,089,066	9,105,704	9,105,704	9,108,715	3,011
ENDING FUND BALANCE		9,089,082	9,105,692	9,106,454	9,108,715	9,108,985	270

GL NUMBER	DESCRIPTION	2023-24 ACTIVITY	2024-25 ACTIVITY	2025-26 AMENDED BUDGET	2025-26 PROJECTED BUDGET	2026-27 REQUESTED BUDGET	Change from Prior Year Projected
Fund 151 - Cemetery Trust Fund							
ESTIMATED REVENUES							
Dept 040 - Revenue Accounts							
151-040-627.01	1/2 Grave Sales - Perpetual Care	30,052	43,875	25,000	35,000	30,000	(5,000)
151-040-665.00	Interest	33,413	36,240	12,000	35,000	30,000	(5,000)
Totals for dept 040 - Revenue Accounts		63,465	80,115	37,000	70,000	60,000	(10,000)
TOTAL ESTIMATED REVENUES		63,465	80,115	37,000	70,000	60,000	(10,000)
APPROPRIATIONS							
Dept 966 - Transfers Out							
151-966-995.01	Transfers out General Fund		12,000	5,000	15,000	15,000	
Totals for dept 966 - Transfers Out			12,000	5,000	15,000	15,000	
TOTAL APPROPRIATIONS			12,000	5,000	15,000	15,000	
NET OF REVENUES/APPROPRIATIONS - FUND 151		63,465	68,115	32,000	55,000	45,000	(10,000)
BEGINNING FUND BALANCE		823,325	886,790	954,904	954,904	1,009,904	55,000
ENDING FUND BALANCE		886,790	954,905	986,904	1,009,904	1,054,904	45,000

GL NUMBER	DESCRIPTION	2023-24 ACTIVITY	2024-25 ACTIVITY	2025-26 AMENDED BUDGET	2025-26 PROJECTED BUDGET	2026-27 REQUESTED BUDGET	Change from Prior Year Projected
Fund 202 - Major Streets Fund							
ESTIMATED REVENUES							
Dept 040 - Revenue Accounts							
202-040-453.00	Special Assessment Revenue	1,048	1,048	1,048	1,048	1,048	
202-040-483.20	Stormwater Tap & Permits	245	360	200	200	200	
202-040-546.00	State Grant-Act 51	1,251,888	1,265,511	1,260,000	1,715,000	1,800,000	85,000
202-040-546.01	State Grant-Trunkline	49,189	39,729	37,800	37,800	37,800	
202-040-546.03	State Grant-Local Road	19,392	19,385	19,300	19,300	19,300	
202-040-573.00	State Grants - Local Comm Stabilization	49,651	54,293	50,000	55,000	55,000	
202-040-665.00	Interest	3,767	5,380	3,000	175	175	
202-040-676.00	Reimbursements	13,323	4,827		5,000		(5,000)
202-040-676.07	Reimbursement - Snowmelt Operating Costs	84,673	72,749	65,000	45,000	60,000	15,000
Totals for dept 040 - Revenue Accounts		1,473,176	1,463,282	1,436,348	1,878,523	1,973,523	95,000
Dept 931 - Transfers In							
202-931-699.07	Transfers in General Fund - Streets	265,000	251,800	465,322	465,322	284,000	(181,322)
202-931-699.20	Transfers in Public Improvement Fund	22,000					
202-931-699.29	Transfers in Infrastructure Millage Fund	235,116		230,000	230,000	100,000	(130,000)
Totals for dept 931 - Transfers In		522,116	251,800	695,322	695,322	384,000	(311,322)
TOTAL ESTIMATED REVENUES		1,995,292	1,715,082	2,131,670	2,573,845	2,357,523	(216,322)
APPROPRIATIONS							
Dept 470 - Administration & General							
202-470-801.00	Professional/Contractual	38,392	1,496	12,500	1,500	14,000	12,500
202-470-801.80	Bank Service Fees	288	475	420	420	250	(170)
202-470-801.90	Administrative Charges	101,479	122,525	121,740	121,740	122,819	1,079
202-470-969.00	General Insurance	1,596	23,147	10,300	10,300	10,800	500
Totals for dept 470 - Administration & General		141,755	147,643	144,960	133,960	147,869	13,909
Dept 471 - Routine Maintenance							
202-471-702.00	Salaries & Wages - Fulltime	252,422	220,221	250,000	250,000	285,500	35,500
202-471-703.00	Salaries & Wages - Parttime			100	100	100	
202-471-704.00	Overtime	2,169	3,819	10,000	10,000	10,000	
202-471-707.00	Sick Pay		4,116	12,000	12,000		(12,000)
202-471-708.00	Longevity/Retention Pay			11,000	11,000	11,000	
202-471-711.00	Health Benefits - Blue Cross	49,423	39,571	54,000	54,000	63,000	9,000
202-471-711.01	Vision Insurance/Reimbursement	95	1,013		180	200	20
202-471-711.03	Health Care Savings Plan	5,019	4,427	7,100	7,100	7,800	700
202-471-712.00	Dental Benefits	2,677	2,107	2,700	2,700	3,300	600
202-471-713.00	Life Insurance	180	129	185	185	150	(35)
202-471-714.00	Short Term Disability Insurance	742	760	850	850	850	
202-471-715.00	Long Term Disability Insurance	625	594	715	715	800	85
202-471-716.00	MERS DB Pension ER	62,088	114,477	125,400	125,400	138,215	12,815
202-471-716.02	MERS 401a Defined Contrib ER	13,291	10,834	18,500	18,500	19,100	600
202-471-717.00	Social Security & Medicare ER	17,767	16,438	22,000	22,000	27,500	5,500
202-471-718.00	State Unemployment Ins ER	14	14	25	25	25	
202-471-719.00	Workers Comp Insurance	13,112	12,768	17,000	17,000	19,900	2,900
202-471-720.00	OPEB/Retiree Health ER	16,756	15,421	17,500	17,500	24,400	6,900
202-471-721.00	Clothing Allowance	4,052	4,444	4,000	4,200	4,200	
202-471-750.00	Oper Materials & Supplies	22,482	31,632	31,660	25,000	25,000	
202-471-801.00	Professional/Contractual	47,889	20,892	50,100	25,760	45,000	19,240
202-471-850.00	Telephone	291	317	300	350	350	
202-471-860.00	Transportation, Meals & Lodging	448	3	4,000	2,000	2,000	
202-471-957.00	Professional Development		904	2,500	2,500	2,500	

GL NUMBER	DESCRIPTION	2023-24 ACTIVITY	2024-25 ACTIVITY	2025-26 AMENDED BUDGET	2025-26 PROJECTED BUDGET	2026-27 REQUESTED BUDGET	Change from Prior Year Projected
202-471-965.00	Motorpool Charges	92,470	39,085	72,250	72,250	60,000	(12,250)
Totals for dept 471 - Routine Maintenance		604,012	543,986	713,885	681,315	750,890	69,575
Dept 472 - Street Sweeping							
202-472-702.00	Salaries & Wages - Fulltime	12,332	10,964	15,000	28,000	28,000	
202-472-704.00	Overtime		62	500	500	500	
202-472-711.00	Health Benefits - Blue Cross	3,295	1,482	2,200	2,200	2,400	200
202-472-711.01	Vision Insurance/Reimbursement				5	10	5
202-472-711.03	Health Care Savings Plan	23	33	100	100	100	
202-472-712.00	Dental Benefits	119	61	150	150	150	
202-472-713.00	Life Insurance	9	4	10	10	10	
202-472-714.00	Short Term Disability Insurance	46	26	50	50	50	
202-472-715.00	Long Term Disability Insurance	39	20	45	45	45	
202-472-716.00	MERS DB Pension ER	7,422					
202-472-716.02	MERS 401a Defined Contrib ER	75	94	100	100	100	
202-472-717.00	Social Security & Medicare ER	935	784	1,155	1,155	1,300	145
202-472-718.00	State Unemployment Ins ER			2	2	2	
202-472-719.00	Workers Comp Insurance	802	647	970	970	950	(20)
202-472-720.00	OPEB/Retiree Health ER	877	727	1,000	1,000	1,100	100
202-472-750.00	Oper Materials & Supplies	118					
202-472-801.00	Professional/Contractual	5,051	4,416	5,000	6,000	6,000	
202-472-965.00	Motorpool Charges	46,884	40,079	54,600	60,000	60,000	
Totals for dept 472 - Street Sweeping		78,027	59,399	80,882	100,287	100,717	430
Dept 473 - Traffic Signals							
202-473-750.00	Oper Materials & Supplies		548		105	250	145
202-473-801.00	Professional/Contractual	825	4,603	2,000	9,000	5,000	(4,000)
202-473-920.00	Electricity	10,393	9,983	15,000	12,000	12,000	
202-473-923.01	Signal Lights	2,794	23,306	4,000	4,000	4,000	
202-473-961.00	Railroad Signal Maintenance	2,293		9,000	2,000	2,000	
Totals for dept 473 - Traffic Signals		16,305	38,440	30,000	27,105	23,250	(3,855)
Dept 474 - Traffic Signs							
202-474-702.00	Salaries & Wages - Fulltime	4,187	1,552	5,000	5,000	5,000	
202-474-703.00	Salaries & Wages - Parttime	4,596	8,098	7,500	8,100	9,300	1,200
202-474-704.00	Overtime		45	50	50	50	
202-474-711.00	Health Benefits - Blue Cross	533	217	925	925	1,000	75
202-474-711.03	Health Care Savings Plan	118	37	125	125	100	(25)
202-474-712.00	Dental Benefits	30	18	55	55	60	5
202-474-713.00	Life Insurance	3	1	5	5	5	
202-474-714.00	Short Term Disability Insurance	12	6	20	20	20	
202-474-715.00	Long Term Disability Insurance	10	5	20	20	20	
202-474-716.00	MERS DB Pension ER	166					
202-474-716.02	MERS 401a Defined Contrib ER	393	105	550	550	450	(100)
202-474-717.00	Social Security & Medicare ER	644	731	1,000	1,000	1,100	100
202-474-718.00	State Unemployment Ins ER	4	5	11	11	5	(6)
202-474-719.00	Workers Comp Insurance	513	581	900	900	850	(50)
202-474-720.00	OPEB/Retiree Health ER	286	109	300	300	300	
202-474-750.00	Oper Materials & Supplies	4,162	3,471	10,000	7,500	7,500	
202-474-801.00	Professional/Contractual	7,017	2,550	10,000	5,000	5,000	
202-474-965.00	Motorpool Charges	249	332	3,000	3,000	1,000	(2,000)
Totals for dept 474 - Traffic Signs		22,923	17,863	39,461	32,561	31,760	(801)
Dept 475 - Pavement Marking							
202-475-702.00	Salaries & Wages - Fulltime	4,449	2,308	5,000	5,000	5,000	
202-475-704.00	Overtime	316		100	100	50	(50)
202-475-711.00	Health Benefits - Blue Cross	864	398	1,000	1,000	1,000	
202-475-711.01	Vision Insurance/Reimbursement				5	5	

GL NUMBER	DESCRIPTION	2023-24 ACTIVITY	2024-25 ACTIVITY	2025-26 AMENDED BUDGET	2025-26 PROJECTED BUDGET	2026-27 REQUESTED BUDGET	Change from Prior Year Projected
202-475-711.03	Health Care Savings Plan	63	46	100	100	50	(50)
202-475-712.00	Dental Benefits	44	15	50	50	50	
202-475-713.00	Life Insurance	3	2	5	5	5	
202-475-714.00	Short Term Disability Insurance	16	12	20	20	20	
202-475-715.00	Long Term Disability Insurance	13	10	20	20	20	
202-475-716.00	MERS DB Pension ER	1,551					
202-475-716.02	MERS 401a Defined Contrib ER	147	70	150	150	150	
202-475-717.00	Social Security & Medicare ER	338	164	400	400	300	(100)
202-475-718.00	State Unemployment Ins ER			2	2	5	3
202-475-719.00	Workers Comp Insurance	298	140	300	300	225	(75)
202-475-720.00	OPEB/Retiree Health ER	324	157	350	350	300	(50)
202-475-750.00	Oper Materials & Supplies	3,118	556	2,500	1,000	1,000	
202-475-801.00	Professional/Contractual	17,702	32,000	12,000	12,000	20,000	8,000
202-475-965.00	Motorpool Charges	614		750	750	750	
Totals for dept 475 - Pavement Marking		29,860	35,878	22,747	21,252	28,930	7,678
Dept 476 - Winter Maintenance							
202-476-702.00	Salaries & Wages - Fulltime	33,434	49,746	47,000	47,000	41,300	(5,700)
202-476-704.00	Overtime	10,042	21,824	25,000	25,000	25,000	
202-476-711.00	Health Benefits - Blue Cross	7,369	11,774	15,000	15,000	15,000	
202-476-711.01	Vision Insurance/Reimbursement				50	50	
202-476-711.03	Health Care Savings Plan	786	1,377	1,500	1,500	1,500	
202-476-712.00	Dental Benefits	370	652	700	700	700	
202-476-713.00	Life Insurance	19	30	50	50	50	
202-476-714.00	Short Term Disability Insurance	93	218	225	225	225	
202-476-715.00	Long Term Disability Insurance	78	167	200	200	200	
202-476-716.00	MERS DB Pension ER	10,952					
202-476-716.02	MERS 401a Defined Contrib ER	2,272	3,406	3,500	3,500	3,500	
202-476-717.00	Social Security & Medicare ER	3,139	5,175	5,500	5,500	5,500	
202-476-718.00	State Unemployment Ins ER	16	18	20	20	20	
202-476-719.00	Workers Comp Insurance	2,296	3,622	4,000	4,000	3,200	(800)
202-476-720.00	OPEB/Retiree Health ER	2,956	4,840	5,000	5,000	5,000	
202-476-750.00	Oper Materials & Supplies	26,922	24,992	33,000	33,000	30,000	(3,000)
202-476-801.00	Professional/Contractual			2,000	2,000	1,000	(1,000)
202-476-925.00	Snowmelt Operating Costs	55,007	100,629	80,000	120,000	90,000	(30,000)
202-476-925.01	Snowmelt Maintenance	21,550	12,462	15,000	16,500	14,500	(2,000)
202-476-965.00	Motorpool Charges	51,356	90,757	80,000	80,000	80,000	
Totals for dept 476 - Winter Maintenance		228,657	331,689	317,695	359,245	316,745	(42,500)
Dept 477 - Construction							
202-477-972.01	Capital Outlay - Engineering	201,965	111,068	49,118	93,300	527,637	434,337
202-477-972.02	Capital Outlay - Construction	464,299	531,982	650,000	923,124	367,478	(555,646)
202-477-982.00		7,380					
Totals for dept 477 - Construction		673,644	643,050	699,118	1,016,424	895,115	(121,309)
Dept 491 - Trunkline-Routine Maintenance							
202-491-702.00	Salaries & Wages - Fulltime	4,685	4,691	6,750	3,500	3,500	
202-491-704.00	Overtime	835	1,877	1,300	200	200	
202-491-711.00	Health Benefits - Blue Cross	930	1,184	1,300	600	1,000	400
202-491-711.03	Health Care Savings Plan	94	118	160	100	100	
202-491-712.00	Dental Benefits	38	42	50	20	20	
202-491-713.00	Life Insurance	3	4	8	2	2	
202-491-714.00	Short Term Disability Insurance	16	24	25	10	10	
202-491-715.00	Long Term Disability Insurance	13	19	25	10	10	
202-491-716.00	MERS DB Pension ER	1,999					
202-491-716.02	MERS 401a Defined Contrib ER	136	204	205	100	100	
202-491-717.00	Social Security & Medicare ER	392	464	575	250	250	
202-491-718.00	State Unemployment Ins ER			8	2	2	

GL NUMBER	DESCRIPTION	2023-24 ACTIVITY	2024-25 ACTIVITY	2025-26 AMENDED BUDGET	2025-26 PROJECTED BUDGET	2026-27 REQUESTED BUDGET	Change from Prior Year Projected
202-491-719.00	Workers Comp Insurance	335	360	475	250	250	
202-491-720.00	OPEB/Retiree Health ER	375	447	575	275	275	
202-491-750.00	Oper Materials & Supplies	43					
202-491-965.00	Motorpool Charges	3,715	5,544	5,362	5,362	2,400	(2,962)
Totals for dept 491 - Trunkline-Routine Maintenance		13,609	14,978	16,818	10,681	8,119	(2,562)
Dept 492 - Trunkline-Street Sweeping							
202-492-702.00	Salaries & Wages - Fulltime	1,541	1,117	1,500	1,500	1,500	
202-492-704.00	Overtime	148	710	150			
202-492-711.00	Health Benefits - Blue Cross	254	277	100	100	100	
202-492-711.03	Health Care Savings Plan	40	46	50	50	50	
202-492-712.00	Dental Benefits	10	10	25	10	10	
202-492-713.00	Life Insurance	1	1	5	5	5	
202-492-714.00	Short Term Disability Insurance	5	5	5	5	5	
202-492-715.00	Long Term Disability Insurance	4	4	5	5	5	
202-492-716.00	MERS DB Pension ER	605					
202-492-716.02	MERS 401a Defined Contrib ER	61	56	200	100	100	
202-492-717.00	Social Security & Medicare ER	121	131	200	100	100	
202-492-718.00	State Unemployment Ins ER			2	2	2	
202-492-719.00	Workers Comp Insurance	105	96	200	100	100	
202-492-720.00	OPEB/Retiree Health ER	115	124	250	100	100	
202-492-750.00	Oper Materials & Supplies					10,000	10,000
202-492-965.00	Motorpool Charges	1,448	1,714	4,000	4,000	1,500	(2,500)
Totals for dept 492 - Trunkline-Street Sweeping		4,458	4,291	6,692	6,077	13,577	7,500
Dept 493 - Trunkline-Traffic Signals							
202-493-923.01	Signal Lights			7,100	7,100		(7,100)
Totals for dept 493 - Trunkline-Traffic Signals				7,100	7,100		(7,100)
Dept 496 - Trunkline-Winter Maintenance							
202-496-702.00	Salaries & Wages - Fulltime	3,853	1,355	3,000	2,500	2,500	
202-496-704.00	Overtime	364	82	300	100	100	
202-496-711.00	Health Benefits - Blue Cross	406	57	400	300	300	
202-496-711.03	Health Care Savings Plan	99	39	110	50	50	
202-496-712.00	Dental Benefits	49	30	55	30	50	20
202-496-713.00	Life Insurance	2	1	4	2	2	
202-496-714.00	Short Term Disability Insurance	9	4	10	5	5	
202-496-715.00	Long Term Disability Insurance	8	3	10	5	5	
202-496-716.00	MERS DB Pension ER	854					
202-496-716.02	MERS 401a Defined Contrib ER	255	112	400	150	150	
202-496-717.00	Social Security & Medicare ER	305	105	350	150	150	
202-496-718.00	State Unemployment Ins ER			7	2	2	
202-496-719.00	Workers Comp Insurance	262	85	300	100	100	
202-496-720.00	OPEB/Retiree Health ER	287	98	300	100	100	
202-496-965.00	Motorpool Charges	4,544	2,065	2,500	2,500	2,000	(500)
Totals for dept 496 - Trunkline-Winter Maintenance		11,297	4,036	7,746	5,994	5,514	(480)
Dept 498 - Trunkline-Trees & Shrubs							
202-498-702.00	Salaries & Wages - Fulltime	174		300			
202-498-703.00	Salaries & Wages - Parttime	57		100			
202-498-711.00	Health Benefits - Blue Cross			250			
202-498-711.03	Health Care Savings Plan	5		5			
202-498-712.00	Dental Benefits	1		2			
202-498-713.00	Life Insurance			2			
202-498-714.00	Short Term Disability Insurance			10			
202-498-715.00	Long Term Disability Insurance			10			
202-498-716.02	MERS 401a Defined Contrib ER	10		20			
202-498-717.00	Social Security & Medicare ER	17		50			

GL NUMBER	DESCRIPTION	2023-24 ACTIVITY	2024-25 ACTIVITY	2025-26 AMENDED BUDGET	2025-26 PROJECTED BUDGET	2026-27 REQUESTED BUDGET	Change from Prior Year Projected
202-498-718.00	State Unemployment Ins ER			5			
202-498-719.00	Workers Comp Insurance	7		100			
202-498-720.00	OPEB/Retiree Health ER	12		200			
202-498-801.00	Professional/Contractual	858		900	900		(900)
202-498-965.00	Motorpool Charges	662		300	300		(300)
Totals for dept 498 - Trunkline-Trees & Shrubs		1,803		2,254	1,200		(1,200)
Dept 499 - Trunkline-Grass & Weeds							
202-499-702.00	Salaries & Wages - Fulltime	587	890	1,500	1,500	1,500	
202-499-703.00	Salaries & Wages - Parttime	1,504	1,697	1,000	1,000	1,000	
202-499-704.00	Overtime			100	100	100	
202-499-711.00	Health Benefits - Blue Cross	81	205	750	750	750	
202-499-711.01	Vision Insurance/Reimbursement				5	5	
202-499-711.03	Health Care Savings Plan	17	27	75	50	50	
202-499-712.00	Dental Benefits	4	12	25	25	25	
202-499-713.00	Life Insurance	1	1	15	15	10	(5)
202-499-714.00	Short Term Disability Insurance	4	3	10	10	10	
202-499-715.00	Long Term Disability Insurance	3	3	10	10	10	
202-499-716.00	MERS DB Pension ER	13					
202-499-716.02	MERS 401a Defined Contrib ER	41	85	200	200	100	(100)
202-499-717.00	Social Security & Medicare ER	140	211	250	250	250	
202-499-718.00	State Unemployment Ins ER	1	1	1	1	1	
202-499-719.00	Workers Comp Insurance	55	86	125	125	100	(25)
202-499-720.00	OPEB/Retiree Health ER	40	61	200	200	100	(100)
202-499-801.00	Professional/Contractual	869	4,925	7,500	7,500	7,500	
202-499-922.00	Water & Sewer Charges	18,639	17,011	14,000	18,500	20,000	1,500
202-499-965.00	Motorpool Charges	2,943	2,525	2,500	2,500	2,500	
Totals for dept 499 - Trunkline-Grass & Weeds		24,942	27,743	28,261	32,741	34,011	1,270
TOTAL APPROPRIATIONS		1,851,292	1,868,996	2,117,619	2,435,942	2,356,497	(79,445)
NET OF REVENUES/APPROPRIATIONS - FUND 202		144,000	(153,914)	14,051	137,903	1,026	(136,877)
BEGINNING FUND BALANCE		286,032	430,031	276,116	276,116	414,019	137,903
ENDING FUND BALANCE		430,032	276,117	290,167	414,019	415,045	1,026

GL NUMBER	DESCRIPTION	2023-24 ACTIVITY	2024-25 ACTIVITY	2025-26 AMENDED BUDGET	2025-26 PROJECTED BUDGET	2026-27 REQUESTED BUDGET	Change from Prior Year Projected
Fund 203 - Local Streets Fund							
ESTIMATED REVENUES							
Dept 040 - Revenue Accounts							
203-040-483.20	Stormwater Tap & Permits			120	120		(120)
203-040-543.00	State Grants					16,700	16,700
203-040-546.00	State Grant-Act 51	428,752	446,102	438,888	470,000	590,000	120,000
203-040-546.03	State Grant-Local Road	6,770	6,750	6,700	6,700	6,700	
203-040-626.00	Contractual Services Revenue	5,307	7,200	2,500	3,470	3,500	30
203-040-665.00	Interest	9,309	14,597	12,000	15,000	15,000	
203-040-676.00	Reimbursements		383	3,650	5,570	2,000	(3,570)
203-040-687.00	Refunds Rebates Miscellaneous	1,761	1,531				
Totals for dept 040 - Revenue Accounts		451,899	476,563	463,858	500,860	633,900	133,040
Dept 931 - Transfers In							
203-931-699.01	Transfers in General Fund	275,000	300,000	275,000	275,000		(275,000)
203-931-699.07	Transfers in General Fund - Streets	337,400	377,700	321,500	321,500	426,000	104,500
203-931-699.20	Transfers in Public Improvement Fund			15,000	15,000		(15,000)
203-931-699.29	Transfers in Infrastructure Millage Fund					100,000	100,000
Totals for dept 931 - Transfers In		612,400	677,700	611,500	611,500	526,000	(85,500)
TOTAL ESTIMATED REVENUES		1,064,299	1,154,263	1,075,358	1,112,360	1,159,900	47,540
APPROPRIATIONS							
Dept 470 - Administration & General							
203-470-801.00	Professional/Contractual	28,390	1,496	1,495	1,500	14,000	12,500
203-470-801.80	Bank Service Fees	806	1,418	2,000	2,000	2,000	
203-470-801.90	Administrative Charges	85,050	53,028	59,274	59,274	64,349	5,075
203-470-969.00	General Insurance	782	992	2,700	2,700	2,850	150
203-470-993.00	Interest Expense	16,544	15,443	15,444	14,271	12,956	(1,315)
Totals for dept 470 - Administration & General		131,572	72,377	80,913	79,745	96,155	16,410
Dept 471 - Routine Maintenance							
203-471-702.00	Salaries & Wages - Fulltime	88,814	82,121	98,500	90,000	90,000	
203-471-704.00	Overtime	1,014	1,515	2,000	2,000	2,000	
203-471-711.00	Health Benefits - Blue Cross	17,260	14,975	19,100	19,100	20,400	1,300
203-471-711.01	Vision Insurance/Reimbursement	95	1,013		55	80	25
203-471-711.03	Health Care Savings Plan	2,096	1,991	2,300	2,300	2,400	100
203-471-712.00	Dental Benefits	955	825	1,050	1,050	1,300	250
203-471-713.00	Life Insurance	72	49	75	75	50	(25)
203-471-714.00	Short Term Disability Insurance	261	244	320	320	300	(20)
203-471-715.00	Long Term Disability Insurance	220	193	300	300	300	
203-471-716.00	MERS DB Pension ER	17,112					
203-471-716.02	MERS 401a Defined Contrib ER	5,336	5,092	6,200	6,200	6,200	
203-471-717.00	Social Security & Medicare ER	6,385	6,040	7,550	7,550	7,400	(150)
203-471-718.00	State Unemployment Ins ER	2	2	10	10	10	
203-471-719.00	Workers Comp Insurance	4,357	4,393	5,400	5,400	5,300	(100)
203-471-720.00	OPEB/Retiree Health ER	6,048	5,710	6,600	6,600	6,600	
203-471-721.00	Clothing Allowance	4,052	4,444	4,200	4,800	4,800	
203-471-750.00	Oper Materials & Supplies	(2,417)	25,419	21,200	21,200	22,000	800
203-471-801.00	Professional/Contractual	29,496	20,395	42,750	35,760	35,915	155
203-471-850.00	Telephone	291	317	350	350	350	
203-471-860.00	Transportation, Meals & Lodging	448	3	4,000	1,000	1,000	
203-471-957.00	Professional Development		904	2,500	2,500	2,500	
203-471-965.00	Motorpool Charges	23,949	24,616	36,670	35,000	35,000	
Totals for dept 471 - Routine Maintenance		205,846	200,261	261,075	241,570	243,905	2,335

GL NUMBER	DESCRIPTION	2023-24 ACTIVITY	2024-25 ACTIVITY	2025-26 AMENDED BUDGET	2025-26 PROJECTED BUDGET	2026-27 REQUESTED BUDGET	Change from Prior Year Projected
Dept 472 - Street Sweeping							
203-472-702.00	Salaries & Wages - Fulltime	11,356	10,826	10,000	25,000	25,000	
203-472-704.00	Overtime			100	100	100	
203-472-711.00	Health Benefits - Blue Cross	3,018	1,426	2,400	2,400	2,500	100
203-472-711.01	Vision Insurance/Reimbursement				5	5	
203-472-711.03	Health Care Savings Plan	25	28	75	75	75	
203-472-712.00	Dental Benefits	109	59	100	100	100	
203-472-713.00	Life Insurance	8	4	10	10	10	
203-472-714.00	Short Term Disability Insurance	40	26	55	55	55	
203-472-715.00	Long Term Disability Insurance	33	20	55	55	55	
203-472-716.00	MERS DB Pension ER	6,911					
203-472-716.02	MERS 401a Defined Contrib ER	84	77	250	250	200	(50)
203-472-717.00	Social Security & Medicare ER	860	769	1,350	1,350	1,350	
203-472-718.00	State Unemployment Ins ER			2	2	2	
203-472-719.00	Workers Comp Insurance	735	636	1,000	1,000	1,000	
203-472-720.00	OPEB/Retiree Health ER	807	714	1,000	1,000	1,100	100
203-472-750.00	Oper Materials & Supplies	118		500	500	500	
203-472-801.00	Professional/Contractual	5,050	4,415	3,500	5,000	5,000	
203-472-965.00	Motorpool Charges	41,035	37,975	40,000	52,000	52,000	
Totals for dept 472 - Street Sweeping		70,189	56,975	60,397	88,902	89,052	150
Dept 473 - Traffic Signals							
203-473-750.00	Oper Materials & Supplies		1,177			250	250
203-473-801.00	Professional/Contractual	825	387	5,000	2,000	2,000	
203-473-923.01	Signal Lights	1,603		2,000	1,500	1,500	
Totals for dept 473 - Traffic Signals		2,428	1,564	7,000	3,500	3,750	250
Dept 474 - Traffic Signs							
203-474-702.00	Salaries & Wages - Fulltime	2,488	4,914	8,000	3,000	3,300	300
203-474-703.00	Salaries & Wages - Parttime	4,406	7,937	6,000	8,000	9,000	1,000
203-474-711.00	Health Benefits - Blue Cross	386	866	900	500	700	200
203-474-711.03	Health Care Savings Plan	65	137	200	100	100	
203-474-712.00	Dental Benefits	23	40	50	30	30	
203-474-713.00	Life Insurance	2	1	5	5	5	
203-474-714.00	Short Term Disability Insurance	9	9	20	5	5	
203-474-715.00	Long Term Disability Insurance	8	7	20	5	5	
203-474-716.00	MERS DB Pension ER	201					
203-474-716.02	MERS 401a Defined Contrib ER	217	427	50	50	100	50
203-474-717.00	Social Security & Medicare ER	506	957	1,800	1,800	1,000	(800)
203-474-718.00	State Unemployment Ins ER	3	5	10	10	10	
203-474-719.00	Workers Comp Insurance	392	770	1,400	1,400	800	(600)
203-474-720.00	OPEB/Retiree Health ER	169	334	500	500	200	(300)
203-474-750.00	Oper Materials & Supplies	4,073	4,821	11,100	5,500	5,500	
203-474-801.00	Professional/Contractual	2,656		3,000	1,000	1,000	
203-474-965.00	Motorpool Charges	2,258	1,019	1,500	1,500	1,500	
Totals for dept 474 - Traffic Signs		17,862	22,244	34,555	23,405	23,255	(150)
Dept 475 - Pavement Marking							
203-475-702.00	Salaries & Wages - Fulltime	2,588	967	2,700	2,700	2,000	(700)
203-475-711.00	Health Benefits - Blue Cross	560	192	600	600	500	(100)
203-475-711.03	Health Care Savings Plan	35	12	50	50	50	
203-475-712.00	Dental Benefits	33	7	50	20	20	
203-475-713.00	Life Insurance	1		5	5	5	
203-475-714.00	Short Term Disability Insurance	4	1	5	5	5	
203-475-715.00	Long Term Disability Insurance	4	1	5	5	5	
203-475-716.00	MERS DB Pension ER	1,119					
203-475-716.02	MERS 401a Defined Contrib ER	37		100	50	50	

GL NUMBER	DESCRIPTION	2023-24 ACTIVITY	2024-25 ACTIVITY	2025-26 AMENDED BUDGET	2025-26 PROJECTED BUDGET	2026-27 REQUESTED BUDGET	Change from Prior Year Projected
203-475-717.00	Social Security & Medicare ER	206	68	300	100	100	
203-475-718.00	State Unemployment Ins ER			2	2	2	
203-475-719.00	Workers Comp Insurance	185	59	175	100	100	
203-475-720.00	OPEB/Retiree Health ER	197	66	200	100	100	
203-475-750.00	Oper Materials & Supplies	519	419	1,000	500	500	
203-475-801.00	Professional/Contractual	12,819	19,713	10,000	10,000	15,000	5,000
203-475-965.00	Motorpool Charges	80		100	100	100	
Totals for dept 475 - Pavement Marking		18,387	21,505	15,292	14,337	18,537	4,200
Dept 476 - Winter Maintenance							
203-476-702.00	Salaries & Wages - Fulltime	37,150	55,849	72,000	72,000	60,000	(12,000)
203-476-704.00	Overtime	10,515	22,543	25,000	25,000	25,000	
203-476-711.00	Health Benefits - Blue Cross	8,648	14,081	15,000	15,000	15,000	
203-476-711.01	Vision Insurance/Reimbursement				55	60	5
203-476-711.03	Health Care Savings Plan	961	1,638	1,500	1,500	1,700	200
203-476-712.00	Dental Benefits	447	717	700	700	750	50
203-476-713.00	Life Insurance	21	33	50	50	50	
203-476-714.00	Short Term Disability Insurance	99	231	275	275	250	(25)
203-476-715.00	Long Term Disability Insurance	84	175	200	200	200	
203-476-716.00	MERS DB Pension ER	9,901					
203-476-716.02	MERS 401a Defined Contrib ER	2,966	4,737	5,000	5,000	5,000	
203-476-717.00	Social Security & Medicare ER	3,436	5,666	6,000	6,000	6,000	
203-476-718.00	State Unemployment Ins ER	17	22	25	25	25	
203-476-719.00	Workers Comp Insurance	2,349	4,015	4,000	4,000	4,000	
203-476-720.00	OPEB/Retiree Health ER	3,241	5,331	5,300	5,300	5,000	(300)
203-476-750.00	Oper Materials & Supplies	26,922	25,212	35,000	28,000	30,000	2,000
203-476-801.00	Professional/Contractual	2,100	5,080	5,000	6,100	5,500	(600)
203-476-965.00	Motorpool Charges	51,575	96,483	90,000	90,000	90,000	
Totals for dept 476 - Winter Maintenance		160,432	241,813	265,050	259,205	248,535	(10,670)
Dept 477 - Construction							
203-477-972.01	Capital Outlay - Engineering	12,000	10,133	15,000	15,000	33,500	18,500
203-477-972.02	Capital Outlay - Construction	255,148	323,052	302,233	302,233	367,478	65,245
Totals for dept 477 - Construction		267,148	333,185	317,233	317,233	400,978	83,745
Dept 966 - Transfers Out							
203-966-995.99	Transfers out 245-Principal	27,513	29,307	32,896	32,896	35,288	2,392
Totals for dept 966 - Transfers Out		27,513	29,307	32,896	32,896	35,288	2,392
TOTAL APPROPRIATIONS		901,377	979,231	1,074,411	1,060,793	1,159,455	98,662
NET OF REVENUES/APPROPRIATIONS - FUND 203		162,922	175,032	947	51,567	445	(51,122)
BEGINNING FUND BALANCE		601,534	764,456	939,492	939,492	991,059	51,567
ENDING FUND BALANCE		764,456	939,488	940,439	991,059	991,504	445

GL NUMBER	DESCRIPTION	2023-24 ACTIVITY	2024-25 ACTIVITY	2025-26 AMENDED BUDGET	2025-26 PROJECTED BUDGET	2026-27 REQUESTED BUDGET	Change from Prior Year Projected
Fund 235 - Public Safety Millage Revenue Fund							
ESTIMATED REVENUES							
Dept 040 - Revenue Accounts							
235-040-402.00	Current Property Taxes					1,550,000	1,550,000
Totals for dept 040 - Revenue Accounts						1,550,000	1,550,000
TOTAL ESTIMATED REVENUES						1,550,000	1,550,000
APPROPRIATIONS							
Dept 966 - Transfers Out							
235-966-995.01	Transfers out General Fund					199,000	199,000
235-966-995.20	Transfers out Public Improvement Fund					133,500	133,500
Totals for dept 966 - Transfers Out						332,500	332,500
TOTAL APPROPRIATIONS						332,500	332,500
NET OF REVENUES/APPROPRIATIONS - FUND 235						1,217,500	1,217,500
BEGINNING FUND BALANCE							
ENDING FUND BALANCE						1,217,500	1,217,500

GL NUMBER	DESCRIPTION	2023-24 ACTIVITY	2024-25 ACTIVITY	2025-26 AMENDED BUDGET	2025-26 PROJECTED BUDGET	2026-27 REQUESTED BUDGET	Change from Prior Year Projected
Fund 242 - Brownfield LBRF TIF Rev Fund							
APPROPRIATIONS							
Dept 966 - Transfers Out							
242-966-995.01	Transfers out General Fund		282				
Totals for dept 966 - Transfers Out			282				
TOTAL APPROPRIATIONS			282				
NET OF REVENUES/APPROPRIATIONS - FUND 242			(282)				
BEGINNING FUND BALANCE		106,012	105,730	105,730	105,730	105,730	
ENDING FUND BALANCE		105,730	105,730	105,730	105,730	105,730	

GL NUMBER	DESCRIPTION	2023-24 ACTIVITY	2024-25 ACTIVITY	2025-26 AMENDED BUDGET	2025-26 PROJECTED BUDGET	2026-27 REQUESTED BUDGET	Change from Prior Year Projected
Fund 243 - Brownfield Redevelopment Fund							
ESTIMATED REVENUES							
Dept 040 - Revenue Accounts							
243-040-402.06	Peerless Flats - TIF Capture	385,715	411,730	423,040	423,042	449,400	26,358
243-040-402.07	Robinson Landing - TIF Capture	80,708	85,031	87,330	87,674	97,400	9,726
243-040-402.09	Tribune Building - TIF Capture		25,670	53,240	53,248	58,800	5,552
243-040-402.10	815 Verhoeks - TIF Capture		56,822	70,375	73,296	80,100	6,804
243-040-402.11	Kooiman Storage LLC - TIF Capture					8,900	8,900
243-040-483.14	Econ Incentive Policy Application Fee		2,500	3,000	3,000		(3,000)
243-040-543.00	State Grants	7,661	23,374		1,861		(1,861)
243-040-665.00	Interest	4,019	3,352	3,800	2,600	2,500	(100)
243-040-676.00	Reimbursements	1,389		1,860		38,131	38,131
243-040-676.14	Reimbursement - EIP Financial Review		11,563	14,466	28,082		(28,082)
Totals for dept 040 - Revenue Accounts		479,492	620,042	657,111	672,803	735,231	62,428
TOTAL ESTIMATED REVENUES		479,492	620,042	657,111	672,803	735,231	62,428
APPROPRIATIONS							
Dept 525 - Administration & General							
243-525-801.00	Professional/Contractual	7,661	49,160	27,168	30,373	28,000	(2,373)
243-525-801.14	Econ Incentive Policy Financial Review		11,563	65,000	65,000		(65,000)
243-525-802.06	Peerless Flats - TIF Reimbursement	418,705	384,562	399,080	395,321	425,000	29,679
243-525-802.07	Robinson Landing - TIF Reimbursement	80,708	85,031	87,335	87,674	97,570	9,896
243-525-802.09	Tribune Building - TIF Reimbursement		25,670	53,250	53,248	58,890	5,642
243-525-802.10	815 Verhoeks - TIF Reimbursement		56,822	72,200	73,296	80,925	7,629
243-525-991.00	Principal					38,131	38,131
Totals for dept 525 - Administration & General		507,074	612,808	704,033	704,912	728,516	23,604
TOTAL APPROPRIATIONS		507,074	612,808	704,033	704,912	728,516	23,604
NET OF REVENUES/APPROPRIATIONS - FUND 243		(27,582)	7,234	(46,922)	(32,109)	6,715	38,824
BEGINNING FUND BALANCE		186,580	158,997	166,231	166,231	134,122	(32,109)
ENDING FUND BALANCE		158,998	166,231	119,309	134,122	140,837	6,715

GL NUMBER	DESCRIPTION	2023-24 ACTIVITY	2024-25 ACTIVITY	2025-26 AMENDED BUDGET	2025-26 PROJECTED BUDGET	2026-27 REQUESTED BUDGET	Change from Prior Year Projected
Fund 244 - Economic Development Corp							
ESTIMATED REVENUES							
Dept 040 - Revenue Accounts							
244-040-483.14	Econ Incentive Policy Application Fee		250				
244-040-665.00	Interest	1,819	1,913	1,600	3,000	2,000	(1,000)
244-040-665.05	Interest - EDC Loans	4,353	9,888	8,400	2,949	2,099	(850)
244-040-682.00	Loan Application Fees		(25)				
244-040-687.00	Refunds Rebates Miscellaneous		108				
Totals for dept 040 - Revenue Accounts		6,280	12,026	10,000	5,949	4,099	(1,850)
Dept 931 - Transfers In							
244-931-699.01	Transfers in General Fund	14,282	4,880				
Totals for dept 931 - Transfers In		14,282	4,880				
TOTAL ESTIMATED REVENUES		20,562	16,906	10,000	5,949	4,099	(1,850)
APPROPRIATIONS							
Dept 525 - Administration & General							
244-525-801.00	Professional/Contractual	250	7,200	10,000	10,000	10,000	
244-525-801.10	Chamber Economic Development Services	28,103	9,759				
Totals for dept 525 - Administration & General		28,353	16,959	10,000	10,000	10,000	
TOTAL APPROPRIATIONS		28,353	16,959	10,000	10,000	10,000	
NET OF REVENUES/APPROPRIATIONS - FUND 244		(7,791)	(53)		(4,051)	(5,901)	(1,850)
BEGINNING FUND BALANCE		299,933	292,142	292,089	292,089	288,038	(4,051)
ENDING FUND BALANCE		292,142	292,089	292,089	288,038	282,137	(5,901)

GL NUMBER	DESCRIPTION	2023-24 ACTIVITY	2024-25 ACTIVITY	2025-26 AMENDED BUDGET	2025-26 PROJECTED BUDGET	2026-27 REQUESTED BUDGET	Change from Prior Year Projected
Fund 245 - Downtown TIF Rev Fund							
ESTIMATED REVENUES							
Dept 040 - Revenue Accounts							
245-040-402.00	Current Property Taxes	972,158	1,142,184	1,199,000	1,198,572	1,300,000	101,428
245-040-569.01	State Grants Other - SBTE Reimbursement				710		(710)
245-040-665.00	Interest	(643)	(685)	(600)	(769)	(900)	(131)
245-040-665.26	Interest - Downtown Bond Rev	38,692	36,118	33,377	33,376	30,299	(3,077)
Totals for dept 040 - Revenue Accounts		1,010,207	1,177,617	1,231,777	1,231,889	1,329,399	97,510
Dept 931 - Transfers In							
245-931-699.01	Transfers in General Fund	19,088	20,333	22,822	22,823	24,482	1,659
245-931-699.03	Transfers in Local Streets	27,513	29,307	32,895	32,896	35,288	2,392
245-931-699.32	Transfers in City Sewer Fund	8,642	9,206	10,333	10,334	11,085	751
245-931-699.33	Transfers in City Water Fund	9,104	9,698	10,885	10,886	11,677	791
Totals for dept 931 - Transfers In		64,347	68,544	76,935	76,939	82,532	5,593
TOTAL ESTIMATED REVENUES		1,074,554	1,246,161	1,308,712	1,308,828	1,411,931	103,103
APPROPRIATIONS							
Dept 525 - Administration & General							
245-525-956.17	245 Downtown DDA TIF Debt Sup Reimb GF					350,000	350,000
Totals for dept 525 - Administration & General						350,000	350,000
Dept 966 - Transfers Out							
245-966-995.16	Transfers out DTIF Debt Fd	729,174	766,931	794,456	793,457	788,667	(4,790)
Totals for dept 966 - Transfers Out		729,174	766,931	794,456	793,457	788,667	(4,790)
TOTAL APPROPRIATIONS		729,174	766,931	794,456	793,457	1,138,667	345,210
NET OF REVENUES/APPROPRIATIONS - FUND 245		345,380	479,230	514,256	515,371	273,264	(242,107)
BEGINNING FUND BALANCE		199,587	544,967	1,024,196	1,024,196	1,539,567	515,371
ENDING FUND BALANCE		544,967	1,024,197	1,538,452	1,539,567	1,812,831	273,264

GL NUMBER	DESCRIPTION	2023-24 ACTIVITY	2024-25 ACTIVITY	2025-26 AMENDED BUDGET	2025-26 PROJECTED BUDGET	2026-27 REQUESTED BUDGET	Change from Prior Year Projected
Fund 246 - Brownfield TIF Grand Landing Rev Fund							
ESTIMATED REVENUES							
Dept 040 - Revenue Accounts							
246-040-402.00	Current Property Taxes	841,994	898,824	980,000	948,375	1,000,000	51,625
246-040-412.00	Delinquent Personal Property Tax	10					
246-040-665.00	Interest	17,637	5,205	417	418		(418)
Totals for dept 040 - Revenue Accounts		859,641	904,029	980,417	948,793	1,000,000	51,207
TOTAL ESTIMATED REVENUES		859,641	904,029	980,417	948,793	1,000,000	51,207
APPROPRIATIONS							
Dept 525 - Administration & General							
246-525-956.16	246 GL TIF Debt Support to GF	841,994	898,824	980,000	948,376	1,000,000	51,624
Totals for dept 525 - Administration & General		841,994	898,824	980,000	948,376	1,000,000	51,624
Dept 966 - Transfers Out							
246-966-995.01	Transfers out General Fund	1,990		155,414	155,414		(155,414)
Totals for dept 966 - Transfers Out		1,990		155,414	155,414		(155,414)
TOTAL APPROPRIATIONS		843,984	898,824	1,135,414	1,103,790	1,000,000	(103,790)
NET OF REVENUES/APPROPRIATIONS - FUND 246							
		15,657	5,205	(154,997)	(154,997)		154,997
BEGINNING FUND BALANCE		134,134	149,791	154,996	154,996	(1)	(154,997)
ENDING FUND BALANCE		149,791	154,996	(1)	(1)	(1)	

GL NUMBER	DESCRIPTION	2023-24 ACTIVITY	2024-25 ACTIVITY	2025-26 AMENDED BUDGET	2025-26 PROJECTED BUDGET	2026-27 REQUESTED BUDGET	Change from Prior Year Projected
Fund 248 - Grand Haven Main Street DDA							
ESTIMATED REVENUES							
Dept 040 - Revenue Accounts							
248-040-402.00	Current Property Taxes	47,217	50,688	45,000	45,000	45,000	
248-040-412.00	Delinquent Personal Property Tax	18	14	20	5	5	
248-040-543.00	State Grants		25,000		40,000		(40,000)
248-040-582.00	Local Grants	32,523	35,035	40,000	9,112	35,000	25,888
248-040-582.08	Event Income & Sponsorship	34,482	37,506	40,000	40,000	40,000	
248-040-582.09	Principal Shopping District Revenue	95,773	89,692	80,000	80,000	115,000	35,000
248-040-582.15	Budgeted Use of Fund Balance-MSDDA PSD			20,000	20,000		(20,000)
248-040-665.00	Interest	7,783	14,529	12,000	14,500	12,000	(2,500)
248-040-665.08	Interest - Facade Loans			1,000			
248-040-687.00	Refunds Rebates Miscellaneous	667	963		650	500	(150)
Totals for dept 040 - Revenue Accounts		218,463	253,427	238,020	249,267	247,505	(1,762)
TOTAL ESTIMATED REVENUES		218,463	253,427	238,020	249,267	247,505	(1,762)
APPROPRIATIONS							
Dept 525 - Administration & General							
248-525-702.00	Salaries & Wages - Fulltime	48,014	62,081	67,500	63,000	67,500	4,500
248-525-703.00	Salaries & Wages - Parttime	1,569	2,395	3,000	1,584	10,000	8,416
248-525-711.00	Health Benefits - Blue Cross	600	8,063	8,500	9,000	9,600	600
248-525-711.01	Vision Insurance/Reimbursement				27	30	3
248-525-711.03	Health Care Savings Plan		15		48		(48)
248-525-712.00	Dental Benefits	25	324	350	375	400	25
248-525-716.00	MERS DB Pension ER		3,278	3,781	3,780	4,290	510
248-525-716.02	MERS 401a Defined Contrib ER		20		64		(64)
248-525-717.00	Social Security & Medicare ER	3,798	4,361	5,200	4,900	5,200	300
248-525-718.00	State Unemployment Ins ER	12	7	10	10	10	
248-525-719.00	Workers Comp Insurance	204	257	280	280	280	
248-525-750.00	Oper Materials & Supplies	3,410	853	1,500	1,500	1,500	
248-525-750.02	Placemaking Expenses	31,967	48,258	35,000	35,000	23,000	(12,000)
248-525-750.06	Artwalk Grant Expenses	111		120			
248-525-750.08	Event Expenses	19,472	28,516	17,000	17,000	24,450	7,450
248-525-750.12	Organization Expenses		612	2,000	1,000	1,000	
248-525-750.14	Preservation Expenses	4,323	5,066	2,000	2,000	2,000	
248-525-750.16	Economic Vitality Expenses	922	1,210	2,000	5,000	5,000	
248-525-750.18	Grant Disbursements		25,000		25,000		(25,000)
248-525-750.19	Segregated Square Fees	431		500	500	500	
248-525-801.00	Professional/Contractual	6,348	6,424	5,000	6,500	6,800	300
248-525-801.90	Administrative Charges	11,732	12,931	12,102	12,102	17,577	5,475
248-525-801.94	Contingency - PSD Reserve			5,000			
248-525-850.00	Telephone	404	560	500	500	500	
248-525-860.00	Transportation, Meals & Lodging	2,559	3,152	2,750	2,750	2,750	
248-525-880.00	Advertising & Public Relations	44,700	51,514	38,900	43,900	40,000	(3,900)
248-525-900.00	Printing & Publishing	1,480	760	1,500	1,500	1,500	
248-525-924.00	Postage	68	72	200	200	200	
248-525-957.00	Professional Development	1,023	500	1,500	1,500	1,500	
248-525-958.00	Memberships & Dues	857	1,248	1,200	1,200	1,200	
Totals for dept 525 - Administration & General		184,029	267,477	217,393	240,220	226,787	(13,433)
TOTAL APPROPRIATIONS		184,029	267,477	217,393	240,220	226,787	(13,433)
NET OF REVENUES/APPROPRIATIONS - FUND 248		34,434	(14,050)	20,627	9,047	20,718	11,671
BEGINNING FUND BALANCE		142,057	176,492	162,439	162,439	151,486	(10,953)
FUND BALANCE ADJUSTMENTS				(20,000)	(20,000)		11,671
ENDING FUND BALANCE		176,491	162,442	163,066	151,486	172,204	20,718

GL NUMBER	DESCRIPTION	2023-24 ACTIVITY	2024-25 ACTIVITY	2025-26 AMENDED BUDGET	2025-26 PROJECTED BUDGET	2026-27 REQUESTED BUDGET	Change from Prior Year Projected
Fund 272 - 2008/17 Infrastructure Bond Revenue Fund							
ESTIMATED REVENUES							
Dept 040 - Revenue Accounts							
272-040-403.03	Current Property Tax-Infrastructure Debt	767,223	842,130	895,000	890,000	910,000	20,000
272-040-412.00	Delinquent Personal Property Tax	149	827	100	145	100	(45)
272-040-441.00	Local Comm Stabilization Tax Distrib	115,286	122,573				
272-040-569.01	State Grants Other - SBTE Reimbursement				1,775		(1,775)
272-040-573.00	State Grants - Local Comm Stabilization			75,000	75,000	75,000	
272-040-665.00	Interest	3,552	10,337	1,000			
Totals for dept 040 - Revenue Accounts		886,210	975,867	971,100	966,920	985,100	18,180
TOTAL ESTIMATED REVENUES		886,210	975,867	971,100	966,920	985,100	18,180
APPROPRIATIONS							
Dept 966 - Transfers Out							
272-966-995.01	Transfers out General Fund	5,029					
272-966-995.18	Transfers out 372 Infrastructure Debt Fd	767,534	783,226	813,682	813,682	833,229	19,547
Totals for dept 966 - Transfers Out		772,563	783,226	813,682	813,682	833,229	19,547
TOTAL APPROPRIATIONS		772,563	783,226	813,682	813,682	833,229	19,547
NET OF REVENUES/APPROPRIATIONS - FUND 272		113,647	192,641	157,418	153,238	151,871	(1,367)
BEGINNING FUND BALANCE		1,020,768	1,134,415	1,327,056	1,327,056	1,480,294	153,238
ENDING FUND BALANCE		1,134,415	1,327,056	1,484,474	1,480,294	1,632,165	151,871

GL NUMBER	DESCRIPTION	2023-24 ACTIVITY	2024-25 ACTIVITY	2025-26 AMENDED BUDGET	2025-26 PROJECTED BUDGET	2026-27 REQUESTED BUDGET	Change from Prior Year Projected
Fund 273 - 2014 LTGO Bond Revenue Fund							
ESTIMATED REVENUES							
Dept 040 - Revenue Accounts							
273-040-665.00	Interest		1				
Totals for dept 040 - Revenue Accounts			1				
Dept 931 - Transfers In							
273-931-699.01	Transfers in General Fund	241,741	239,804	243,336	243,336	243,564	228
273-931-699.33	Transfers in City Water Fund	182,561	181,096	183,764	183,764	183,936	172
Totals for dept 931 - Transfers In		424,302	420,900	427,100	427,100	427,500	400
TOTAL ESTIMATED REVENUES		424,303	420,900	427,100	427,100	427,500	400
APPROPRIATIONS							
Dept 966 - Transfers Out							
273-966-995.01	Transfers out General Fund		1,573				
273-966-995.44	Transfers out 373 2014 Bond Debt Fund	424,300	420,900	427,100	427,100	427,500	400
Totals for dept 966 - Transfers Out		425,873	420,900	427,100	427,100	427,500	400
TOTAL APPROPRIATIONS		425,873	420,900	427,100	427,100	427,500	400
NET OF REVENUES/APPROPRIATIONS - FUND 273		(1,570)					
BEGINNING FUND BALANCE		327,202	325,632	325,632	325,632	325,632	
ENDING FUND BALANCE		325,632	325,632	325,632	325,632	325,632	

GL NUMBER	DESCRIPTION	2023-24 ACTIVITY	2024-25 ACTIVITY	2025-26 AMENDED BUDGET	2025-26 PROJECTED BUDGET	2026-27 REQUESTED BUDGET	Change from Prior Year Projected
Fund 274 - 2015 UTGO Bond Revenue Fund							
ESTIMATED REVENUES							
Dept 040 - Revenue Accounts							
274-040-403.00	Current Property Tax-County Road Millage	690,495	757,912	805,000	800,000	830,000	30,000
274-040-412.00	Delinquent Personal Property Tax	134	745	100	130	100	(30)
274-040-441.00	Local Comm Stabilization Tax Distrib	103,757	110,316				
274-040-569.01	State Grants Other - SBTE Reimbursement				1,597		(1,597)
274-040-573.00	State Grants - Local Comm Stabilization			75,000	75,000	75,000	
Totals for dept 040 - Revenue Accounts		794,386	868,973	880,100	876,727	905,100	28,373
TOTAL ESTIMATED REVENUES		794,386	868,973	880,100	876,727	905,100	28,373
APPROPRIATIONS							
Dept 966 - Transfers Out							
274-966-995.01	Transfers out General Fund	3,267					
274-966-995.29	Transfers out 496 Infrastructure Millage			230,000	230,000		(230,000)
274-966-995.47	Transfers out 374 2015 Bond Debt Fund	480,000	478,000	480,600	480,600	477,600	(3,000)
274-966-995.49	Transfers out 496 Infrastructure Millage	80,461					
Totals for dept 966 - Transfers Out		563,728	478,000	710,600	710,600	477,600	(233,000)
TOTAL APPROPRIATIONS		563,728	478,000	710,600	710,600	477,600	(233,000)
NET OF REVENUES/APPROPRIATIONS - FUND 274		230,658	390,973	169,500	166,127	427,500	261,373
BEGINNING FUND BALANCE		1,125,210	1,355,868	1,746,840	1,746,840	1,912,967	166,127
ENDING FUND BALANCE		1,355,868	1,746,841	1,916,340	1,912,967	2,340,467	427,500

GL NUMBER	DESCRIPTION	2023-24 ACTIVITY	2024-25 ACTIVITY	2025-26 AMENDED BUDGET	2025-26 PROJECTED BUDGET	2026-27 REQUESTED BUDGET	Change from Prior Year Projected
Fund 276 - Lighthouse Maintenance Fund							
ESTIMATED REVENUES							
Dept 040 - Revenue Accounts							
276-040-509.00	Federal Grants			15,000	22,500	65,000	42,500
276-040-543.00	State Grants	60,000	26,483	15,000	56,017	120,000	63,983
276-040-582.00	Local Grants	140,047	80,175	85,000	108,710		(108,710)
276-040-676.00	Reimbursements				5,778		(5,778)
Totals for dept 040 - Revenue Accounts		200,047	106,658	115,000	193,005	185,000	(8,005)
TOTAL ESTIMATED REVENUES		200,047	106,658	115,000	193,005	185,000	(8,005)
APPROPRIATIONS							
Dept 901 - Capital Projects							
276-901-931.02	South Pier Outer Lighthouse	200,047	10,129	75,000	90,000	185,000	95,000
276-901-931.03	South Pier Inner Lighthouse		96,529	85,000	103,005		(103,005)
Totals for dept 901 - Capital Projects		200,047	106,658	160,000	193,005	185,000	(8,005)
Dept 966 - Transfers Out							
276-966-995.01	Transfers out General Fund			1			
Totals for dept 966 - Transfers Out				1			
TOTAL APPROPRIATIONS		200,048	106,658	160,000	193,005	185,000	(8,005)
NET OF REVENUES/APPROPRIATIONS - FUND 276		(1)		(45,000)			
BEGINNING FUND BALANCE		1					
ENDING FUND BALANCE				(45,000)			

GL NUMBER	DESCRIPTION	2023-24 ACTIVITY	2024-25 ACTIVITY	2025-26 AMENDED BUDGET	2025-26 PROJECTED BUDGET	2026-27 REQUESTED BUDGET	Change from Prior Year Projected
Fund 278 - Community Land Trust Fund							
ESTIMATED REVENUES							
Dept 040 - Revenue Accounts							
278-040-607.90	CLT - Ground Lease Fees	5,760	5,760	5,760	5,760	5,760	
278-040-676.00	Reimbursements	10,745	11,114	11,110	11,620	12,000	380
Totals for dept 040 - Revenue Accounts		16,505	16,874	16,870	17,380	17,760	380
TOTAL ESTIMATED REVENUES		16,505	16,874	16,870	17,380	17,760	380
APPROPRIATIONS							
Dept 525 - Administration & General							
278-525-750.00	Oper Materials & Supplies	296	571	500	500	500	
278-525-801.80	Bank Service Fees	34	44	50	40	40	
278-525-801.90	Administrative Charges					1,200	1,200
278-525-980.00	Land Taxes	11,457	11,114	12,000	11,700	12,000	300
Totals for dept 525 - Administration & General		11,787	11,729	12,550	12,240	13,740	1,500
TOTAL APPROPRIATIONS		11,787	11,729	12,550	12,240	13,740	1,500
NET OF REVENUES/APPROPRIATIONS - FUND 278		4,718	5,145	4,320	5,140	4,020	(1,120)
BEGINNING FUND BALANCE		52,607	57,325	62,470	62,470	67,610	5,140
ENDING FUND BALANCE		57,325	62,470	66,790	67,610	71,630	4,020

GL NUMBER	DESCRIPTION	2023-24 ACTIVITY	2024-25 ACTIVITY	2025-26 AMENDED BUDGET	2025-26 PROJECTED BUDGET	2026-27 REQUESTED BUDGET	Change from Prior Year Projected
Fund 372 - 2008/17 UTGO Infrastructure Debt Fund							
ESTIMATED REVENUES							
Dept 931 - Transfers In							
372-931-699.68	Transfers in 272 Infrastructure SR	767,534	783,226	813,682	813,682	833,229	19,547
Totals for dept 931 - Transfers In		767,534	783,226	813,682	813,682	833,229	19,547
TOTAL ESTIMATED REVENUES		767,534	783,226	813,682	813,682	833,229	19,547
APPROPRIATIONS							
Dept 525 - Administration & General							
372-525-991.00	Principal	685,000	720,000	765,000	765,000	800,000	35,000
372-525-993.00	Interest Expense	82,534	63,226	48,682	48,682	33,229	(15,453)
Totals for dept 525 - Administration & General		767,534	783,226	813,682	813,682	833,229	19,547
TOTAL APPROPRIATIONS		767,534	783,226	813,682	813,682	833,229	19,547
NET OF REVENUES/APPROPRIATIONS - FUND 372							
BEGINNING FUND BALANCE							
ENDING FUND BALANCE							

GL NUMBER	DESCRIPTION	2023-24 ACTIVITY	2024-25 ACTIVITY	2025-26 AMENDED BUDGET	2025-26 PROJECTED BUDGET	2026-27 REQUESTED BUDGET	Change from Prior Year Projected
Fund 373 - 2014 LTGO Bond Debt Fund							
ESTIMATED REVENUES							
Dept 931 - Transfers In							
373-931-699.43	Transfers in 273 2014 Bond Rev Fund	241,739	239,804	243,336	243,336	243,564	228
Totals for dept 931 - Transfers In		241,739	239,804	243,336	243,336	243,564	228
TOTAL ESTIMATED REVENUES		241,739	239,804	243,336	243,336	243,564	228
APPROPRIATIONS							
Dept 525 - Administration & General							
373-525-991.00	Principal	190,862	196,560	207,955	207,955	216,501	8,546
373-525-993.00	Interest Expense	50,577	42,943	35,081	35,081	26,763	(8,318)
373-525-994.00	Paying Agent Fees	300	300	300	300	300	
Totals for dept 525 - Administration & General		241,739	239,803	243,336	243,336	243,564	228
TOTAL APPROPRIATIONS		241,739	239,803	243,336	243,336	243,564	228
NET OF REVENUES/APPROPRIATIONS - FUND 373			1				
BEGINNING FUND BALANCE							
ENDING FUND BALANCE			1				

GL NUMBER	DESCRIPTION	2023-24 ACTIVITY	2024-25 ACTIVITY	2025-26 AMENDED BUDGET	2025-26 PROJECTED BUDGET	2026-27 REQUESTED BUDGET	Change from Prior Year Projected
Fund 374 - 2015 UTGO Infrastructure Debt Fund							
ESTIMATED REVENUES							
Dept 931 - Transfers In							
374-931-699.46	Transfers in 274 2015 Bond Rev Fund	480,000	478,000	480,600	480,600	477,600	(3,000)
Totals for dept 931 - Transfers In		480,000	478,000	480,600	480,600	477,600	(3,000)
TOTAL ESTIMATED REVENUES		480,000	478,000	480,600	480,600	477,600	(3,000)
APPROPRIATIONS							
Dept 525 - Administration & General							
374-525-991.00	Principal	300,000	310,000	325,000	325,000	335,000	10,000
374-525-993.00	Interest Expense	180,000	168,000	155,600	155,600	142,600	(13,000)
Totals for dept 525 - Administration & General		480,000	478,000	480,600	480,600	477,600	(3,000)
TOTAL APPROPRIATIONS		480,000	478,000	480,600	480,600	477,600	(3,000)
NET OF REVENUES/APPROPRIATIONS - FUND 374							
BEGINNING FUND BALANCE							
ENDING FUND BALANCE							

GL NUMBER	DESCRIPTION	2023-24 ACTIVITY	2024-25 ACTIVITY	2025-26 AMENDED BUDGET	2025-26 PROJECTED BUDGET	2026-27 REQUESTED BUDGET	Change from Prior Year Projected
Fund 384 - 2020 LTGO Bond - Warber Drain							
ESTIMATED REVENUES							
Dept 931 - Transfers In							
384-931-699.01	Transfers in General Fund	68,974	68,609	69,217	69,217	68,769	(448)
Totals for dept 931 - Transfers In		68,974	68,609	69,217	69,217	68,769	(448)
TOTAL ESTIMATED REVENUES		68,974	68,609	69,217	69,217	68,769	(448)
APPROPRIATIONS							
Dept 525 - Administration & General							
384-525-991.00	Principal	50,000	51,000	53,000	53,000	54,000	1,000
384-525-993.00	Interest Expense	18,974	17,609	16,217	16,217	14,769	(1,448)
Totals for dept 525 - Administration & General		68,974	68,609	69,217	69,217	68,769	(448)
TOTAL APPROPRIATIONS		68,974	68,609	69,217	69,217	68,769	(448)
NET OF REVENUES/APPROPRIATIONS - FUND 384							
BEGINNING FUND BALANCE							
ENDING FUND BALANCE							

GL NUMBER	DESCRIPTION	2023-24 ACTIVITY	2024-25 ACTIVITY	2025-26 AMENDED BUDGET	2025-26 PROJECTED BUDGET	2026-27 REQUESTED BUDGET	Change from Prior Year Projected
Fund 394 - Downtown TIF Debt Fund							
ESTIMATED REVENUES							
Dept 931 - Transfers In							
394-931-699.66	Transfers in 245 DTIF Rev Fund	729,174	766,931	794,456	793,456	788,666	(4,790)
Totals for dept 931 - Transfers In		729,174	766,931	794,456	793,456	788,666	(4,790)
TOTAL ESTIMATED REVENUES		729,174	766,931	794,456	793,456	788,666	(4,790)
APPROPRIATIONS							
Dept 525 - Administration & General							
394-525-991.00	Principal	560,000	615,000	660,000	660,000	675,000	15,000
394-525-993.00	Interest Expense	168,174	150,931	133,456	132,456	112,666	(19,790)
394-525-994.00	Paying Agent Fees	1,000	1,000	1,000	1,000	1,000	
Totals for dept 525 - Administration & General		729,174	766,931	794,456	793,456	788,666	(4,790)
TOTAL APPROPRIATIONS		729,174	766,931	794,456	793,456	788,666	(4,790)
NET OF REVENUES/APPROPRIATIONS - FUND 394							
BEGINNING FUND BALANCE							
ENDING FUND BALANCE							

GL NUMBER	DESCRIPTION	2023-24 ACTIVITY	2024-25 ACTIVITY	2025-26 AMENDED BUDGET	2025-26 PROJECTED BUDGET	2026-27 REQUESTED BUDGET	Change from Prior Year Projected
Fund 401 - Public Improvement Fund							
ESTIMATED REVENUES							
Dept 040 - Revenue Accounts							
401-040-403.01	Current Property Tax-Community Center	39,594					
401-040-412.00	Delinquent Personal Property Tax	10					
401-040-509.00	Federal Grants	258,593	54,558	252,341	253,981	2,355	(251,626)
401-040-582.00	Local Grants	115,682	162,113		6,444	95,000	88,556
401-040-665.00	Interest	38,341	71,080	55,500	52,000	40,000	(12,000)
401-040-676.00	Reimbursements	9,019	170,915		16,500		(16,500)
Totals for dept 040 - Revenue Accounts		461,239	458,666	307,841	328,925	137,355	(191,570)
Dept 931 - Transfers In							
401-931-699.01	Transfers in General Fund	872,701	2,579,815	1,026,367	1,120,000	359,000	(761,000)
401-931-699.44	Transfers in 235 Public Safety Millage					133,500	133,500
Totals for dept 931 - Transfers In		872,701	2,579,815	1,026,367	1,120,000	492,500	(627,500)
TOTAL ESTIMATED REVENUES		1,333,940	3,038,481	1,334,208	1,448,925	629,855	(819,070)
APPROPRIATIONS							
Dept 902 - Public Improvement Admin & Ops							
401-902-931.00	Building & Structural Repairs	339,014	1,142,716	225,000	386,430	42,000	(344,430)
401-902-971.00	Capital Outlay - Equipment	225,251	199,331	130,000	69,800	126,700	56,900
401-902-973.00	Technology - Computer Software/Equipment	71,432	116,717	35,500	50,750	116,200	65,450
401-902-980.00	Land Taxes	21,345	21,486	24,000	22,800	23,000	200
401-902-985.00	Land Improvements Expense	745,298	875,928	900,000	941,405	215,000	(726,405)
401-902-985.01	Roof Replacement		20,215				
Totals for dept 902 - Public Improvement Admin & Ops		1,402,340	2,376,393	1,314,500	1,471,185	522,900	(948,285)
Dept 966 - Transfers Out							
401-966-995.02	Transfers out Major Streets	22,000					
401-966-995.03	Transfers out Local Streets			15,000	15,000		(15,000)
401-966-995.21	Transfers out Fire Truck Replacement Fnd		100,000	100,000	100,000	100,000	
401-966-995.40	Transfers out Motor Pool Fund			20,000	20,000		(20,000)
Totals for dept 966 - Transfers Out		22,000	100,000	135,000	135,000	100,000	(35,000)
TOTAL APPROPRIATIONS		1,424,340	2,476,393	1,449,500	1,606,185	622,900	(983,285)
NET OF REVENUES/APPROPRIATIONS - FUND 401		(90,400)	562,088	(115,292)	(157,260)	6,955	164,215
BEGINNING FUND BALANCE		948,512	858,109	1,420,197	1,420,197	1,262,937	(157,260)
ENDING FUND BALANCE		858,112	1,420,197	1,304,905	1,262,937	1,269,892	6,955

GL NUMBER	DESCRIPTION	2023-24 ACTIVITY	2024-25 ACTIVITY	2025-26 AMENDED BUDGET	2025-26 PROJECTED BUDGET	2026-27 REQUESTED BUDGET	Change from Prior Year Projected
Fund 402 - Fire Truck Replacement Fund							
ESTIMATED REVENUES							
Dept 040 - Revenue Accounts							
402-040-665.00	Interest	10,035	15,365	10,000	15,000	10,000	(5,000)
Totals for dept 040 - Revenue Accounts		10,035	15,365	10,000	15,000	10,000	(5,000)
Dept 931 - Transfers In							
402-931-699.20	Transfers in Public Improvement Fund		100,000	100,000	100,000	100,000	
Totals for dept 931 - Transfers In			100,000	100,000	100,000	100,000	
TOTAL ESTIMATED REVENUES		10,035	115,365	110,000	115,000	110,000	(5,000)
NET OF REVENUES/APPROPRIATIONS - FUND 402							
BEGINNING FUND BALANCE		284,531	294,566	409,931	409,931	524,931	115,000
ENDING FUND BALANCE		294,566	409,931	519,931	524,931	634,931	110,000

GL NUMBER	DESCRIPTION	2023-24 ACTIVITY	2024-25 ACTIVITY	2025-26 AMENDED BUDGET	2025-26 PROJECTED BUDGET	2026-27 REQUESTED BUDGET	Change from Prior Year Projected
Fund 410 - Harbor Island Remediation Fund							
ESTIMATED REVENUES							
Dept 040 - Revenue Accounts							
410-040-509.00	Federal Grants	645,100	341,596	59,000		1,092,000	1,092,000
410-040-543.00	State Grants		605,837	1,250,000	1,625,000	269,163	(1,355,837)
410-040-605.30	Liability & Other Insurance Revenue	72,787	9,098				
410-040-665.00	Interest	37,661	71,890	12,000	50,000	25,000	(25,000)
410-040-681.00	Harbor Island Remediation Reimbursement	411,945	353,401	1,105,000	1,165,000	2,415,120	1,250,120
Totals for dept 040 - Revenue Accounts		1,167,493	1,381,822	2,426,000	2,840,000	3,801,283	961,283
Dept 931 - Transfers In							
410-931-699.01	Transfers in General Fund		121,225				
Totals for dept 931 - Transfers In			121,225				
TOTAL ESTIMATED REVENUES		1,288,718	1,381,822	2,426,000	2,840,000	3,801,283	961,283
APPROPRIATIONS							
Dept 721 - Harbor Island							
410-721-702.00	Salaries & Wages - Fulltime					99,300	99,300
410-721-711.00	Health Benefits - Blue Cross					21,200	21,200
410-721-711.01	Vision Insurance/Reimbursement					65	65
410-721-711.03	Health Care Savings Plan					750	750
410-721-712.00	Dental Benefits					1,200	1,200
410-721-713.00	Life Insurance					135	135
410-721-714.00	Short Term Disability Insurance					225	225
410-721-715.00	Long Term Disability Insurance					225	225
410-721-716.02	MERS 401a Defined Contrib ER					1,500	1,500
410-721-717.00	Social Security & Medicare ER					5,700	5,700
410-721-718.00	State Unemployment Ins ER					5	5
410-721-719.00	Workers Comp Insurance					250	250
410-721-720.00	OPEB/Retiree Health ER					5,100	5,100
410-721-750.00	Oper Materials & Supplies	2,924	571	3,000	3,000	3,000	
410-721-801.00	Professional/Contractual	655,225	636,106	1,105,000	1,755,000	2,978,250	1,223,250
410-721-860.00	Transportation, Meals & Lodging		556	1,500	1,500	1,500	
410-721-957.00	Professional Development		745	800	800	800	
410-721-958.00	Memberships & Dues		2,793	6,000	6,000	6,000	
410-721-972.02	Capital Outlay - Construction		311,327	425,000	425,000		(425,000)
Totals for dept 721 - Harbor Island		658,149	952,098	1,541,300	2,191,300	3,125,205	933,905
Dept 966 - Transfers Out							
410-966-995.01	Transfers out General Fund		500,000				
Totals for dept 966 - Transfers Out			500,000				
TOTAL APPROPRIATIONS		1,158,149	952,098	1,541,300	2,191,300	3,125,205	933,905
NET OF REVENUES/APPROPRIATIONS - FUND 410		130,569	429,724	884,700	648,700	676,078	27,378
BEGINNING FUND BALANCE		543,126	673,694	1,103,418	1,103,418	1,752,118	648,700
ENDING FUND BALANCE		673,695	1,103,418	1,988,118	1,752,118	2,428,196	676,078

GL NUMBER	DESCRIPTION	2023-24 ACTIVITY	2024-25 ACTIVITY	2025-26 AMENDED BUDGET	2025-26 PROJECTED BUDGET	2026-27 REQUESTED BUDGET	Change from Prior Year Projected
Fund 496 - Infrastructure Millage Fund							
ESTIMATED REVENUES							
Dept 040 - Revenue Accounts							
496-040-402.00	Current Property Taxes	682,499	718,327	755,000	751,000	780,000	29,000
496-040-412.00	Delinquent Personal Property Tax	41	793	100	100	100	
496-040-573.00	State Grants - Local Comm Stabilization			75,000	75,000	75,000	
496-040-665.00	Interest	62,227	80,015	24,000	24,000	36,000	12,000
Totals for dept 040 - Revenue Accounts		744,767	799,135	854,100	850,100	891,100	41,000
Dept 041 - Property Taxation Revenue							
496-041-441.00	Local Comm Stabilization Tax Distrib	73,997	120,771				
Totals for dept 041 - Property Taxation Revenue		73,997	120,771				
Dept 931 - Transfers In							
496-931-699.46	Transfers in 274 2015 Bond Rev Fund	80,461		230,000	230,000		(230,000)
Totals for dept 931 - Transfers In		80,461		230,000	230,000		(230,000)
TOTAL ESTIMATED REVENUES		899,225	919,906	1,084,100	1,080,100	891,100	(189,000)
APPROPRIATIONS							
Dept 966 - Transfers Out							
496-966-995.02	Transfers out Major Streets	235,116		230,000	230,000	100,000	(130,000)
496-966-995.03	Transfers out Local Streets					100,000	100,000
Totals for dept 966 - Transfers Out		235,116		230,000	230,000	200,000	(30,000)
TOTAL APPROPRIATIONS		235,116		230,000	230,000	200,000	(30,000)
NET OF REVENUES/APPROPRIATIONS - FUND 496		664,109	919,906	854,100	850,100	691,100	(159,000)
BEGINNING FUND BALANCE		291,449	955,559	1,875,464	1,875,464	2,725,564	850,100
ENDING FUND BALANCE		955,558	1,875,465	2,729,564	2,725,564	3,416,664	691,100

GL NUMBER	DESCRIPTION	2023-24 ACTIVITY	2024-25 ACTIVITY	2025-26 AMENDED BUDGET	2025-26 PROJECTED BUDGET	2026-27 REQUESTED BUDGET	Change from Prior Year Projected
Fund 508 - Northwest Ottawa Rec Auth (NORA) Fund							
ESTIMATED REVENUES							
Dept 040 - Revenue Accounts							
508-040-582.00	Local Grants	20,200	22,453	30,000	30,700	25,000	(5,700)
508-040-651.00	NORA - Program Fees	99,865	108,372	132,500	110,000	110,000	
508-040-651.01	NORA - Team Entry Fees	24,994	24,543	32,500	32,500	35,000	2,500
508-040-651.02	NORA - Team Player Fees	11,965	21,231	25,000	10,000	10,000	
508-040-651.03	NORA - Open Gym	269					
508-040-651.04		24,133					
508-040-665.00	Interest	85	125	100	50	50	
508-040-674.01	Contributions - NORA Scholarships	1,427	1,429	1,450	1,000	1,000	
508-040-675.00	Donations	11,660	12,034	16,500	16,800	15,000	(1,800)
508-040-675.05	Donations - NORA Rec Summer School	2,287	264	250			
508-040-676.00	Reimbursements	800	1,200				
508-040-687.00	Refunds Rebates Miscellaneous	1,453	37,942				
508-040-699.76	Contribution from City of Grand Haven	45,959	38,398	41,556	41,556	48,287	6,731
508-040-699.77	Contribution from Grand Haven Township	70,033	58,051	64,344	64,344	75,113	10,769
508-040-699.78	Contribution from Port Sheldon Township	2,000	2,000	2,000	2,000	2,000	
508-040-699.79	Contribution from Robinson Township	17,435	13,304	15,416	15,416	14,563	(853)
508-040-699.80	Contribution from City of Ferrysburg	12,475	11,187	12,735	12,735	15,329	2,594
Totals for dept 040 - Revenue Accounts		347,040	352,533	374,351	337,101	351,342	14,241
TOTAL ESTIMATED REVENUES		347,040	352,533	374,351	337,101	351,342	14,241
APPROPRIATIONS							
Dept 751 - North Ottawa Recreation Authority							
508-751-702.00	Salaries & Wages - Fulltime	154,824	179,364	172,000	144,500	141,500	(3,000)
508-751-703.00	Salaries & Wages - Parttime	17,394	10,426	15,058	15,000	15,200	200
508-751-711.00	Health Benefits - Blue Cross	53,197	56,443	58,000	41,000	39,300	(1,700)
508-751-711.01	Vision Insurance/Reimbursement	142			130	150	20
508-751-711.03	Health Care Savings Plan	4,624	5,226	5,700	4,200	4,300	100
508-751-712.00	Dental Benefits	2,568	2,697	2,700	2,100	1,900	(200)
508-751-713.00	Life Insurance	174	158	200	80	150	70
508-751-714.00	Short Term Disability Insurance	503	590	600	460	500	40
508-751-715.00	Long Term Disability Insurance	425	467	600	350	500	150
508-751-716.02	MERS 401a Defined Contrib ER	6,165	6,968	8,000	6,000	5,800	(200)
508-751-717.00	Social Security & Medicare ER	11,854	12,846	15,450	10,300	12,200	1,900
508-751-718.00	State Unemployment Ins ER	28	22	30	30	30	
508-751-719.00	Workers Comp Insurance	668	679	770	550	670	120
508-751-720.00	OPEB/Retiree Health ER	10,480					
508-751-740.00	Office Supplies	672	1,915	1,000	1,000	1,000	
508-751-750.00	Oper Materials & Supplies	24,851	21,730	19,500	19,500	19,500	
508-751-750.01	Vehicle Materials & Supplies	50	20	50	50	50	
508-751-760.00	Maintenance & Repair Materials	20,308		100	100	100	
508-751-801.00	Professional/Contractual	6,995	11,189	15,000	16,000	24,000	8,000
508-751-801.56	NORA - Arbiter Pay	15,410	11,735	12,000	12,000	15,000	3,000
508-751-801.57	NORA - Bank/Credit Card Fees	1,172	616	500	500	600	100
508-751-801.80	Bank Service Fees	19	21	30	30	30	
508-751-801.90	Administrative Charges	22,373	22,541	21,987	21,987	22,537	550
508-751-803.02	Software Maintenance Agreements	3,501	3,499	3,500	3,500	3,500	
508-751-805.00	Auditing Services			4,400	4,400	4,400	
508-751-852.00	Internet Services - Other Misc Commun	1,571	1,481	1,200	1,200	1,200	
508-751-860.00	Transportation, Meals & Lodging	786	1,277	850	850	1,000	150
508-751-880.00	Advertising & Public Relations	250	569	500	500	600	100
508-751-900.00	Printing & Publishing	71					

GL NUMBER	DESCRIPTION	2023-24 ACTIVITY	2024-25 ACTIVITY	2025-26 AMENDED BUDGET	2025-26 PROJECTED BUDGET	2026-27 REQUESTED BUDGET	Change from Prior Year Projected
508-751-924.00	Postage	45	36	75	75	75	
508-751-930.00	Copier, Equipment and Repairs	169	257	250	250	250	
508-751-957.00	Professional Development	596	873	1,000	1,000	1,500	500
508-751-958.00	Memberships & Dues	150		250	250	250	
508-751-969.00	General Insurance	5,132	5,949	6,750	6,750	7,500	750
Totals for dept 751 - North Ottawa Recreation Authority		367,167	359,594	368,050	314,642	325,292	10,650
TOTAL APPROPRIATIONS		367,167	359,594	368,050	314,642	325,292	10,650
NET OF REVENUES/APPROPRIATIONS - FUND 508		(20,127)	(7,061)	6,301	22,459	26,050	3,591
BEGINNING FUND BALANCE		43,549	23,424	16,361	16,361	38,820	22,459
ENDING FUND BALANCE		23,422	16,363	22,662	38,820	64,870	26,050

GL NUMBER	DESCRIPTION	2023-24 ACTIVITY	2024-25 ACTIVITY	2025-26 AMENDED BUDGET	2025-26 PROJECTED BUDGET	2026-27 REQUESTED BUDGET	Change from Prior Year Projected
Fund 509 - GH-SL Sewer Authority Fund							
ESTIMATED REVENUES							
Dept 040 - Revenue Accounts							
509-040-643.00	Charges for Srvces - Plant Modification	200,000	200,000	275,000	275,000	275,000	
509-040-644.02	Charges for Services - S/A 2013 Debt	173,990	180,104	218,356	218,356	209,077	(9,279)
509-040-644.15	Charges for Srvces - S/A LL Station Debt	53,463	52,801	51,647	51,647	55,074	3,427
509-040-644.16	Charges for Srvces - S/A SLPS/FM Debt	121,088	116,065	345,711	345,711	290,595	(55,116)
509-040-644.18	Charges for Srvces - S/A 2018 Plant Debt			413,140	413,140	424,303	11,163
509-040-646.10	Charges for Services - Grand Haven City	1,419,891	1,300,915	1,271,180	1,271,180	1,251,172	(20,008)
509-040-646.20	Charges for Services - Spring Lake Vlg	246,283	277,540	211,110	211,110	243,080	31,970
509-040-646.25	Charges for Services - Ferrysburg	147,586	167,715	134,310	134,310	146,609	12,299
509-040-646.30	Charges for Services - Spring Lake Twp	553,235	609,828	500,114	500,114	559,628	59,514
509-040-646.35	Charges for Services - Grand Haven Twp	225,338	249,818	200,758	200,758	253,131	52,373
509-040-665.02	Interest - S/A 2013 Debt	180	173	140	140	120	(20)
509-040-665.03	Interest - Plant Modification	51,618	39,639	41,500	41,500	40,000	(1,500)
509-040-665.04	Interest - Operations	25,493	23,495	25,200	25,200	19,000	(6,200)
509-040-665.15	Interest - Replacement Charges	215	255	200	200	200	
509-040-665.16	Interest - S/A SLPS/FM Debt	660	553	500	500	400	(100)
509-040-665.19	Interest - S/A 2018 Plant Debt	2,344	2,355	2,100	2,100	2,200	100
509-040-665.21	Interest - County Held Funds	53,105	12,743	25,000	25,000		(25,000)
509-040-673.00	Sale of Fixed Assets		5,980				
509-040-675.10	Donations - SA Basketball Court	19,458	2,000				
509-040-676.01	Reimbursement - IPP	504					
509-040-679.00	Gain or Loss		(4,366)				
509-040-687.00	Refunds Rebates Miscellaneous	7,060	9,329	1,000	1,000	1,000	
509-040-699.76	Contribution from City of Grand Haven	48,581	49,543	51,948	51,948	54,934	2,986
509-040-699.80	Contribution from City of Ferrysburg	40,754	41,561	43,578	43,578	45,999	2,421
Totals for dept 040 - Revenue Accounts		3,390,846	3,338,046	3,812,492	3,812,492	3,871,522	59,030
Dept 931 - Transfers In							
509-931-699.75	Transfers in Other Units of Government			130,420	130,420		(130,420)
Totals for dept 931 - Transfers In				130,420	130,420		(130,420)
TOTAL ESTIMATED REVENUES		3,390,846	3,338,046	3,942,912	3,942,912	3,871,522	(71,390)
APPROPRIATIONS							
Dept 525 - Administration & General							
509-525-702.00	Salaries & Wages - Fulltime	155,757	168,168	176,906	176,906	186,600	9,694
509-525-703.00	Salaries & Wages - Parttime	1,671					
509-525-711.00	Health Benefits - Blue Cross	29,209	28,236	37,128	37,128	41,300	4,172
509-525-711.01	Vision Insurance/Reimbursement	1,430	715		20	30	10
509-525-711.03	Health Care Savings Plan	4,635	4,985	5,482	5,482	5,600	118
509-525-712.00	Dental Benefits	1,434	1,411	2,520	2,520	1,900	(620)
509-525-713.00	Life Insurance	267	260	174	220	270	50
509-525-714.00	Short Term Disability Insurance	471	553	609	609	600	(9)
509-525-715.00	Long Term Disability Insurance	397	438	609	609	450	(159)
509-525-716.00	MERS DB Pension ER	58,965	91,861	105,936	105,936	120,370	14,434
509-525-716.02	MERS 401a Defined Contrib ER	2,503	3,323	5,903	5,903	3,800	(2,103)
509-525-717.00	Social Security & Medicare ER	11,242	11,961	12,981	12,981	14,300	1,319
509-525-718.00	State Unemployment Ins ER	10	8	15	15	15	
509-525-719.00	Workers Comp Insurance	698	582	1,357	1,357	700	(657)
509-525-720.00	OPEB/Retiree Health ER	16,066	17,282	18,000	18,000	16,800	(1,200)
509-525-721.00	Clothing Allowance	5,249	6,077	5,700	5,700	7,500	1,800
509-525-740.00	Office Supplies	953	1,323	1,500	1,500	1,500	
509-525-745.00	Periodicals & Subscriptions	2,428	1,075	1,500	1,500	1,500	

GL NUMBER	DESCRIPTION	2023-24 ACTIVITY	2024-25 ACTIVITY	2025-26 AMENDED BUDGET	2025-26 PROJECTED BUDGET	2026-27 REQUESTED BUDGET	Change from Prior Year Projected
509-525-750.00	Oper Materials & Supplies	3,335	3,236	5,500	5,500	5,500	
509-525-751.00	Operating Supplies - Fuel & Lube	3,433	3,931	5,000	5,000	5,000	
509-525-753.00	ADA Equipment - Supplies	1,168	5,396	10,500	10,500	7,000	(3,500)
509-525-757.00	Propane Fuel	87	47	250	250	250	
509-525-758.00	Diesel Fuel			700	700	700	
509-525-801.00	Professional/Contractual	29,797	34,871	46,400	46,400	20,000	(26,400)
509-525-801.80	Bank Service Fees	76		100	100	100	
509-525-801.90	Administrative Charges	101,844	104,899	108,046	108,046	111,287	3,241
509-525-804.00	Legal Fees	875	3,560	25,000	25,000	15,000	(10,000)
509-525-850.00	Telephone	2,217	2,222	4,000	4,000	4,000	
509-525-860.00	Transportation, Meals & Lodging	607	2,314	1,200	1,200	2,400	1,200
509-525-900.00	Printing & Publishing		150	1,000	1,000	1,000	
509-525-924.00	Postage	61	14	100	100	100	
509-525-957.00	Professional Development	4,061	4,529	8,500	8,500	8,500	
509-525-959.00	Payments In Lieu of Taxes Expense	15,622	17,202	15,000	15,000	18,000	3,000
509-525-964.15	Refund - SA R/E Audit Adjustment	60,147	130,421				
509-525-968.00	Depreciation	777,592	805,009	800,000	800,000	820,000	20,000
509-525-968.03	Bond Amortization Exp-2018 SA Bond	(65,684)	(63,647)	(59,493)	(59,493)	(55,137)	4,356
509-525-969.00	General Insurance	62,881	76,030	87,000	87,000	93,000	6,000
509-525-993.06	Int Exp - 2013 SA Series B	45,150	41,250	37,200	37,200	32,850	(4,350)
509-525-993.15	Int Exp - LL Station Debt	22,962	22,250	20,798	20,798	19,276	(1,522)
509-525-993.16	Int Exp - SLPS Force Main Debt	124,784	120,914	113,022	113,022	104,748	(8,274)
509-525-993.18	Int Exp - 2018 Plant Debt	187,359	181,549	169,699	169,699	157,274	(12,425)
509-525-994.06	Paying Agent - 2013 SA Series B	220	1,720	1,720	1,720	400	(1,320)
509-525-994.15	Paying Agent - LL Station Debt	98	98	100	100	100	
509-525-994.16	Paying Agent - SLPS Force Main Debt	533	533	550	550	550	
509-525-994.18	Paying Agent - 2018 Plant Debt			550	550	550	
Totals for dept 525 - Administration & General		1,672,610	1,836,756	1,778,762	1,778,828	1,775,683	(3,145)
Dept 540 - Treatment							
509-540-702.00	Salaries & Wages - Fulltime	44,633	47,963	55,000	55,000	116,302	61,302
509-540-704.00	Overtime	10	21	500	500		(500)
509-540-708.00	Longevity/Retention Pay			2,000	2,000	4,000	2,000
509-540-711.00	Health Benefits - Blue Cross	14,666	16,923	12,560	12,560	32,131	19,571
509-540-711.01	Vision Insurance/Reimbursement				60		(60)
509-540-711.03	Health Care Savings Plan	1,284	1,456	1,205	1,205	3,288	2,083
509-540-712.00	Dental Benefits	625	702	554	554	1,527	973
509-540-713.00	Life Insurance	27	30	38	38	84	46
509-540-714.00	Short Term Disability Insurance	143	208	250	250	355	105
509-540-715.00	Long Term Disability Insurance	121	164	133	133	294	161
509-540-716.00	MERS DB Pension ER	12,155	115,018	126,000	126,000	96,315	(29,685)
509-540-716.02	MERS 401a Defined Contrib ER	2,345	2,507	3,500	3,500	4,749	1,249
509-540-717.00	Social Security & Medicare ER	3,190	3,402	4,000	4,000	8,410	4,410
509-540-718.00	State Unemployment Ins ER	4	5	4	4	9	5
509-540-719.00	Workers Comp Insurance	848	694	700	700	1,044	344
509-540-720.00	OPEB/Retiree Health ER	4,451	5,046	6,500	6,500	11,432	4,932
509-540-750.00	Oper Materials & Supplies	7,933	8,637	10,000	10,000	12,000	2,000
509-540-751.00	Operating Supplies - Fuel & Lube	64	12	800	800	800	
509-540-757.00	Propane Fuel	30	44	100	100	100	
509-540-758.00	Diesel Fuel	22		800	800	800	
509-540-760.00	Maintenance & Repair Materials	2,406	3,578	5,000	5,000	8,000	3,000
509-540-801.00	Professional/Contractual	14,243	16,708	18,200	18,200	18,200	
509-540-810.00	Trash Removal	4,877	6,128	6,500	6,500	7,000	500
509-540-920.00	Electricity	122,589	104,791	115,000	115,000	125,000	10,000
509-540-921.00	Gas Heating	9,578	13,846	14,000	14,000	18,000	4,000
509-540-922.00	Water & Sewer Charges	575	647	1,500	1,500	1,500	
Totals for dept 540 - Treatment		246,819	348,530	384,844	384,904	471,340	86,436

GL NUMBER	DESCRIPTION	2023-24 ACTIVITY	2024-25 ACTIVITY	2025-26 AMENDED BUDGET	2025-26 PROJECTED BUDGET	2026-27 REQUESTED BUDGET	Change from Prior Year Projected
Dept 541 - S/A-Industrial Pre-Treatment							
509-541-702.00	Salaries & Wages - Fulltime	36,141	35,781	35,685	35,685	30,013	(5,672)
509-541-704.00	Overtime		25				
509-541-711.00	Health Benefits - Blue Cross	8,112	6,637	8,929	8,929	8,292	(637)
509-541-711.01	Vision Insurance/Reimbursement				20		(20)
509-541-711.03	Health Care Savings Plan	1,060	1,083	972	972	848	(124)
509-541-712.00	Dental Benefits	367	315	447	447	394	(53)
509-541-713.00	Life Insurance	44	46	31	31	22	(9)
509-541-714.00	Short Term Disability Insurance	103	123	108	108	92	(16)
509-541-715.00	Long Term Disability Insurance	87	97	108	108	76	(32)
509-541-716.00	MERS DB Pension ER	15,399					
509-541-716.02	MERS 401a Defined Contrib ER	909	950	1,401	1,401	1,225	(176)
509-541-717.00	Social Security & Medicare ER	2,535	2,595	2,478	2,478	2,170	(308)
509-541-718.00	State Unemployment Ins ER	3	3	3	3	3	
509-541-719.00	Workers Comp Insurance	335	269	329	329	270	(59)
509-541-720.00	OPEB/Retiree Health ER	3,677	3,753	3,300	3,300	2,950	(350)
509-541-760.00	Maintenance & Repair Materials	1,022	682	5,000	5,000	5,000	
509-541-801.00	Professional/Contractual	12,852	15,859	28,000	28,000	28,000	
509-541-804.00	Legal Fees	105		2,500	2,500	5,000	2,500
Totals for dept 541 - S/A-Industrial Pre-Treatment		82,751	68,218	89,291	89,311	84,355	(4,956)
Dept 542 - S/A-Pumping Spring Lake							
509-542-702.00	Salaries & Wages - Fulltime	20,501	22,272	22,011	22,011	18,759	(3,252)
509-542-711.00	Health Benefits - Blue Cross	6,904	7,268	6,077	6,077	5,182	(895)
509-542-711.01	Vision Insurance/Reimbursement				20		(20)
509-542-711.03	Health Care Savings Plan	615	662	583	583	530	(53)
509-542-712.00	Dental Benefits	287	307	268	268	247	(21)
509-542-713.00	Life Insurance	11	9	19	19	14	(5)
509-542-714.00	Short Term Disability Insurance	58	60	65	65	57	(8)
509-542-715.00	Long Term Disability Insurance	49	48	65	65	48	(17)
509-542-716.00	MERS DB Pension ER	7,629					
509-542-716.02	MERS 401a Defined Contrib ER	795	1,065	841	841	766	(75)
509-542-717.00	Social Security & Medicare ER	1,445	1,560	1,487	1,487	1,357	(130)
509-542-718.00	State Unemployment Ins ER	2	4	2	2	2	
509-542-719.00	Workers Comp Insurance	356	300	198	198	169	(29)
509-542-720.00	OPEB/Retiree Health ER	2,131	2,295	2,000	2,000	1,844	(156)
509-542-750.00	Oper Materials & Supplies	2,160	4,835	11,150	11,150	11,500	350
509-542-758.00	Diesel Fuel			1,000	1,000	1,000	
509-542-760.00	Maintenance & Repair Materials	1,965	2,970	5,000	5,000	5,000	
509-542-801.00	Professional/Contractual	7,310	7,947	6,700	6,700	7,000	300
509-542-850.00	Telephone			1,000	1,000	1,000	
509-542-920.00	Electricity	28,196	29,333	32,000	32,000	35,000	3,000
509-542-922.00	Water & Sewer Charges	555	557	1,000	1,000	1,000	
Totals for dept 542 - S/A-Pumping Spring Lake		80,969	81,492	91,466	91,486	90,475	(1,011)
Dept 543 - S/A-Pumping Grand Haven							
509-543-702.00	Salaries & Wages - Fulltime	22,955	18,913	22,011	22,011	18,759	(3,252)
509-543-711.00	Health Benefits - Blue Cross	7,791	6,350	6,077	6,077	5,183	(894)
509-543-711.01	Vision Insurance/Reimbursement				20		(20)
509-543-711.03	Health Care Savings Plan	690	568	583	583	531	(52)
509-543-712.00	Dental Benefits	327	269	268	268	247	(21)
509-543-713.00	Life Insurance	13	9	19	19	14	(5)
509-543-714.00	Short Term Disability Insurance	67	58	65	65	58	(7)
509-543-715.00	Long Term Disability Insurance	56	46	65	65	48	(17)
509-543-716.00	MERS DB Pension ER	8,203					
509-543-716.02	MERS 401a Defined Contrib ER	950	889	841	841	766	(75)
509-543-717.00	Social Security & Medicare ER	1,619	1,336	1,487	1,487	1,357	(130)
509-543-718.00	State Unemployment Ins ER	2	1	2	2	2	

GL NUMBER	DESCRIPTION	2023-24 ACTIVITY	2024-25 ACTIVITY	2025-26 AMENDED BUDGET	2025-26 PROJECTED BUDGET	2026-27 REQUESTED BUDGET	Change from Prior Year Projected
509-543-719.00	Workers Comp Insurance	413	257	198	198	169	(29)
509-543-720.00	OPEB/Retiree Health ER	2,393	1,969	2,000	2,000	1,844	(156)
509-543-750.00	Oper Materials & Supplies	488	1,931	1,200	1,200	2,000	800
509-543-758.00	Diesel Fuel	633	504	1,000	1,000	1,000	
509-543-760.00	Maintenance & Repair Materials	1,606	7,666	5,000	5,000	5,000	
509-543-801.00	Professional/Contractual	7,323	8,439	9,000	9,000	9,000	
509-543-850.00	Telephone			1,000	1,000	1,000	
509-543-920.00	Electricity	24,972	20,884	28,000	28,000	28,000	
509-543-922.00	Water & Sewer Charges	456	592	900	900	900	
509-543-971.00	Capital Outlay - Equipment			25,000			
509-543-972.03	Capital Outlay - Infrastructure			14,830			
Totals for dept 543 - S/A-Pumping Grand Haven		80,957	70,681	119,546	79,736	75,878	(3,858)
Dept 544 - S/A-Grit Screening							
509-544-702.00	Salaries & Wages - Fulltime	8,642	9,103	7,337	7,337	7,504	167
509-544-711.00	Health Benefits - Blue Cross	3,328	3,352	2,026	2,026	2,074	48
509-544-711.01	Vision Insurance/Reimbursement				5		(5)
509-544-711.03	Health Care Savings Plan	262	273	194	194	212	18
509-544-712.00	Dental Benefits	159	156	89	89	99	10
509-544-713.00	Life Insurance	5	5	6	6	6	
509-544-714.00	Short Term Disability Insurance	26	31	22	22	23	1
509-544-715.00	Long Term Disability Insurance	22	25	22	22	19	(3)
509-544-716.00	MERS DB Pension ER	2,595					
509-544-716.02	MERS 401a Defined Contrib ER	457	545	280	450	307	(143)
509-544-717.00	Social Security & Medicare ER	604	629	496	496	543	47
509-544-718.00	State Unemployment Ins ER	1	1	2	2	1	(1)
509-544-719.00	Workers Comp Insurance	131	117	66	66	68	2
509-544-720.00	OPEB/Retiree Health ER	907	947	675	675	738	63
509-544-760.00	Maintenance & Repair Materials	1,508	3,684	4,500	4,500	4,500	
509-544-801.00	Professional/Contractual	321	2,946	2,500	2,500	2,000	(500)
509-544-810.00	Trash Removal	5,078	5,195	7,000	7,000	7,500	500
Totals for dept 544 - S/A-Grit Screening		24,046	27,009	25,215	25,390	25,594	204
Dept 545 - S/A-Sludge Hauling							
509-545-702.00	Salaries & Wages - Fulltime	3,270	4,704	7,337	7,337	7,504	167
509-545-704.00	Overtime	183		200	200		(200)
509-545-711.00	Health Benefits - Blue Cross	1,254	1,779	2,026	2,026	2,074	48
509-545-711.01	Vision Insurance/Reimbursement				5		(5)
509-545-711.03	Health Care Savings Plan	102	143	194	194		(194)
509-545-712.00	Dental Benefits	59	78	89	89	92	3
509-545-713.00	Life Insurance	2	3	6	6	6	
509-545-714.00	Short Term Disability Insurance	12	18	22	22	23	1
509-545-715.00	Long Term Disability Insurance	10	14	22	22	19	(3)
509-545-716.00	MERS DB Pension ER	1,052					
509-545-716.02	MERS 401a Defined Contrib ER	166	307	280	280	307	27
509-545-717.00	Social Security & Medicare ER	234	324	496	496	543	47
509-545-718.00	State Unemployment Ins ER			1	1	1	
509-545-719.00	Workers Comp Insurance	52	67	66	66	68	2
509-545-720.00	OPEB/Retiree Health ER	353	495	675	675	738	63
509-545-750.00	Oper Materials & Supplies	99,974	119,216	125,400	125,400	128,000	2,600
509-545-760.00	Maintenance & Repair Materials	11,480	3,261	6,000	6,000	6,000	
509-545-801.00	Professional/Contractual	424,917	409,252	470,560	470,560	479,120	8,560
Totals for dept 545 - S/A-Sludge Hauling		543,120	539,661	613,374	613,379	624,495	11,116
Dept 546 - S/A-Secondary Treatment							
509-546-702.00	Salaries & Wages - Fulltime	54,562	71,998	73,534	73,534	69,417	(4,117)
509-546-704.00	Overtime	82		100	100		(100)
509-546-707.00	Sick Pay			300	300		(300)

GL NUMBER	DESCRIPTION	2023-24 ACTIVITY	2024-25 ACTIVITY	2025-26 AMENDED BUDGET	2025-26 PROJECTED BUDGET	2026-27 REQUESTED BUDGET	Change from Prior Year Projected
509-546-708.00	Longevity/Retention Pay			500	500	500	
509-546-711.00	Health Benefits - Blue Cross	18,369	24,605	27,732	27,732	19,176	(8,556)
509-546-711.01	Vision Insurance/Reimbursement				40		(40)
509-546-711.03	Health Care Savings Plan	1,619	2,142	2,749	2,749	1,962	(787)
509-546-712.00	Dental Benefits	784	1,020	1,204	1,204	912	(292)
509-546-713.00	Life Insurance	37	37	56	56	50	(6)
509-546-714.00	Short Term Disability Insurance	195	253	344	344	212	(132)
509-546-715.00	Long Term Disability Insurance	164	201	244	244	176	(68)
509-546-716.00	MERS DB Pension ER	17,731	1,389	1,520	1,520	2,050	530
509-546-716.02	MERS 401a Defined Contrib ER	2,454	3,708	3,222	3,222	2,834	(388)
509-546-717.00	Social Security & Medicare ER	3,850	5,036	5,312	5,312	5,018	(294)
509-546-718.00	State Unemployment Ins ER	6	6	5	5	6	1
509-546-719.00	Workers Comp Insurance	949	982	943	943	623	(320)
509-546-720.00	OPEB/Retiree Health ER	5,612	7,427	8,250	8,250	6,823	(1,427)
509-546-760.00	Maintenance & Repair Materials	3,671	8,371	5,000	5,000	8,000	3,000
509-546-801.00	Professional/Contractual	9,388	3,904	20,000	20,000	20,000	
509-546-920.00	Electricity	82,560	90,357	105,000	105,000	120,000	15,000
509-546-971.00	Capital Outlay - Equipment		2,578	80,000	82,400	53,000	(29,400)
Totals for dept 546 - S/A-Secondary Treatment		202,033	224,014	336,015	338,455	310,759	(27,696)
Dept 547 - S/A-UV Disinfection							
509-547-702.00	Salaries & Wages - Fulltime	13,898	11,780	12,473	12,473	11,255	(1,218)
509-547-711.00	Health Benefits - Blue Cross	5,082	4,248	3,444	3,444	3,109	(335)
509-547-711.01	Vision Insurance/Reimbursement				5		(5)
509-547-711.03	Health Care Savings Plan	427	359	330	330	319	(11)
509-547-712.00	Dental Benefits	227	191	152	152	148	(4)
509-547-713.00	Life Insurance	6	7	11	11	8	(3)
509-547-714.00	Short Term Disability Insurance	33	45	37	37	35	(2)
509-547-715.00	Long Term Disability Insurance	28	35	37	37	29	(8)
509-547-716.00	MERS DB Pension ER	5,214					
509-547-716.02	MERS 401a Defined Contrib ER	564	600	476	476	460	(16)
509-547-717.00	Social Security & Medicare ER	995	840	842	842	814	(28)
509-547-718.00	State Unemployment Ins ER	2	1	1	1	1	
509-547-719.00	Workers Comp Insurance	242	165	112	112	102	(10)
509-547-720.00	OPEB/Retiree Health ER	1,479	1,246	1,300	1,300	1,107	(193)
509-547-750.00	Oper Materials & Supplies	348	6	1,000	1,000		(1,000)
509-547-760.00	Maintenance & Repair Materials	45,579	721	50,000	50,000	55,000	5,000
509-547-801.00	Professional/Contractual		3,338	5,500	5,500	5,500	
Totals for dept 547 - S/A-UV Disinfection		74,124	23,582	75,715	75,720	77,887	2,167
Dept 548 - S/A-Phosphate Removal							
509-548-702.00	Salaries & Wages - Fulltime	2,890	714	1,467	1,467	1,876	409
509-548-711.00	Health Benefits - Blue Cross	913	292	405	405	518	113
509-548-711.03	Health Care Savings Plan	87	21	39	39	54	15
509-548-712.00	Dental Benefits	36	14	18	18	25	7
509-548-713.00	Life Insurance	1		2	2	2	
509-548-714.00	Short Term Disability Insurance	8	2	4	4	6	2
509-548-715.00	Long Term Disability Insurance	6	1	4	4	5	1
509-548-716.00	MERS DB Pension ER	835					
509-548-716.02	MERS 401a Defined Contrib ER	151	71	56	56	77	21
509-548-717.00	Social Security & Medicare ER	205	47	99	99	136	37
509-548-718.00	State Unemployment Ins ER			1	1	1	
509-548-719.00	Workers Comp Insurance	40	9	13	13	17	4
509-548-720.00	OPEB/Retiree Health ER	301	74	125	125	185	60
509-548-750.00	Oper Materials & Supplies	1,603	(1,358)	10,000	10,000	10,000	
509-548-760.00	Maintenance & Repair Materials	66	92	2,000	2,000	2,000	
509-548-801.00	Professional/Contractual			5,000	5,000	5,000	
Totals for dept 548 - S/A-Phosphate Removal		7,142	(21)	19,233	19,233	19,902	669

GL NUMBER	DESCRIPTION	2023-24 ACTIVITY	2024-25 ACTIVITY	2025-26 AMENDED BUDGET	2025-26 PROJECTED BUDGET	2026-27 REQUESTED BUDGET	Change from Prior Year Projected
Dept 549 - S/A-Laboratory							
509-549-702.00	Salaries & Wages - Fulltime	136,636	137,327	162,000	162,000	146,316	(15,684)
509-549-704.00	Overtime	71					
509-549-707.00	Sick Pay	265					
509-549-708.00	Longevity/Retention Pay			500	500	500	
509-549-711.00	Health Benefits - Blue Cross	43,847	42,153	48,172	48,172	40,424	(7,748)
509-549-711.01	Vision Insurance/Reimbursement				100		(100)
509-549-711.03	Health Care Savings Plan	4,053	4,081	5,055	5,055	4,137	(918)
509-549-712.00	Dental Benefits	1,933	1,903	2,324	2,324	1,922	(402)
509-549-713.00	Life Insurance	110	98	161	161	106	(55)
509-549-714.00	Short Term Disability Insurance	435	469	561	561	447	(114)
509-549-715.00	Long Term Disability Insurance	367	372	561	561	370	(191)
509-549-716.00	MERS DB Pension ER	52,229					
509-549-716.02	MERS 401a Defined Contrib ER	4,886	4,911	7,287	7,287	5,974	(1,313)
509-549-717.00	Social Security & Medicare ER	9,455	9,473	12,890	12,890	10,580	(2,310)
509-549-718.00	State Unemployment Ins ER	12	13	14	14	12	(2)
509-549-719.00	Workers Comp Insurance	2,110	1,636	1,713	1,713	1,314	(399)
509-549-720.00	OPEB/Retiree Health ER	14,050	14,146	16,500	16,500	14,383	(2,117)
509-549-750.00	Oper Materials & Supplies	37,855	39,508	40,000	40,000	43,000	3,000
509-549-760.00	Maintenance & Repair Materials	807	4,350	5,000	5,000	5,000	
509-549-801.00	Professional/Contractual	21,233	16,682	40,700	40,700	40,700	
Totals for dept 549 - S/A-Laboratory		330,354	277,122	343,438	343,538	315,185	(28,353)
Dept 550 - S/A-Buildings/Grounds							
509-550-702.00	Salaries & Wages - Fulltime	53,130	53,910	75,708	75,708	63,779	(11,929)
509-550-711.00	Health Benefits - Blue Cross	19,311	18,754	21,784	21,784	17,621	(4,163)
509-550-711.01	Vision Insurance/Reimbursement				40		(40)
509-550-711.03	Health Care Savings Plan	1,622	1,616	2,139	2,139	1,804	(335)
509-550-712.00	Dental Benefits	872	838	983	983	838	(145)
509-550-713.00	Life Insurance	31	24	68	68	46	(22)
509-550-714.00	Short Term Disability Insurance	158	172	238	238	195	(43)
509-550-715.00	Long Term Disability Insurance	133	135	238	238	162	(76)
509-550-716.00	MERS DB Pension ER	15,321					
509-550-716.02	MERS 401a Defined Contrib ER	2,878	3,188	3,083	3,083	2,604	(479)
509-550-717.00	Social Security & Medicare ER	3,767	3,747	5,454	5,454	4,612	(842)
509-550-718.00	State Unemployment Ins ER	5	4	6	6	5	(1)
509-550-719.00	Workers Comp Insurance	949	717	724	724	573	(151)
509-550-720.00	OPEB/Retiree Health ER	5,622	5,603	7,400	7,400	6,270	(1,130)
509-550-750.00	Oper Materials & Supplies	3,792	4,660	8,652	8,652	5,900	(2,752)
509-550-760.00	Maintenance & Repair Materials	5,690	4,796	5,000	5,000	6,000	1,000
509-550-801.00	Professional/Contractual	11,709	2,719	15,000	15,000	15,000	
509-550-971.00	Capital Outlay - Equipment				59,000		(59,000)
509-550-972.02	Capital Outlay - Construction		910				
Totals for dept 550 - S/A-Buildings/Grounds		124,990	101,793	146,477	205,517	125,409	(80,108)
Dept 551 - S/A-Local Pump Station							
509-551-702.00	Salaries & Wages - Fulltime	3,932	7,535	10,000	10,000	9,380	(620)
509-551-711.00	Health Benefits - Blue Cross	1,504	2,444	3,000	3,000	2,592	(408)
509-551-711.01	Vision Insurance/Reimbursement				5		(5)
509-551-711.03	Health Care Savings Plan	120	216	250	250	266	16
509-551-712.00	Dental Benefits	73	116	120	120	124	4
509-551-713.00	Life Insurance	2	3	4	4	7	3
509-551-714.00	Short Term Disability Insurance	13	20	30	30	29	(1)
509-551-715.00	Long Term Disability Insurance	11	16	30	30	24	(6)
509-551-716.00	MERS DB Pension ER	1,182					
509-551-716.02	MERS 401a Defined Contrib ER	203	364	500	500	383	(117)
509-551-717.00	Social Security & Medicare ER	275	501	700	700	679	(21)

GL NUMBER	DESCRIPTION	2023-24 ACTIVITY	2024-25 ACTIVITY	2025-26 AMENDED BUDGET	2025-26 PROJECTED BUDGET	2026-27 REQUESTED BUDGET	Change from Prior Year Projected
509-551-718.00	State Unemployment Ins ER		1	1	1	1	
509-551-719.00	Workers Comp Insurance	56	92	125	125	85	(40)
509-551-720.00	OPEB/Retiree Health ER	415	750	1,000	1,000	922	(78)
509-551-750.00	Oper Materials & Supplies	935					
509-551-760.00	Maintenance & Repair Materials	5	284	1,500	1,500	1,500	
509-551-801.00	Professional/Contractual	4,659	407	6,000	6,000	6,000	
509-551-920.00	Electricity	2,648	2,748	4,000	4,000	4,000	
Totals for dept 551 - S/A-Local Pump Station		16,033	15,497	27,260	27,265	25,992	(1,273)
Dept 552 - S/A-Primaries							
509-552-702.00	Salaries & Wages - Fulltime	32,563	17,160	18,000	18,000	16,883	(1,117)
509-552-711.00	Health Benefits - Blue Cross	10,846	5,893	6,000	6,000	4,665	(1,335)
509-552-711.01	Vision Insurance/Reimbursement				10		(10)
509-552-711.03	Health Care Savings Plan	986	504	600	600	478	(122)
509-552-712.00	Dental Benefits	449	258	300	300	222	(78)
509-552-713.00	Life Insurance	22	9	9	9	12	3
509-552-714.00	Short Term Disability Insurance	114	57	60	60	52	(8)
509-552-715.00	Long Term Disability Insurance	96	46	50	50	43	(7)
509-552-716.00	MERS DB Pension ER	11,287					
509-552-716.02	MERS 401a Defined Contrib ER	1,422	928	1,000	1,000	690	(310)
509-552-717.00	Social Security & Medicare ER	2,325	1,170	1,200	1,200	1,221	21
509-552-718.00	State Unemployment Ins ER	2	1	1	1	2	1
509-552-719.00	Workers Comp Insurance	516	222	225	225	152	(73)
509-552-720.00	OPEB/Retiree Health ER	3,417	1,748	1,800	1,800	1,660	(140)
509-552-760.00	Maintenance & Repair Materials	3,599	303	1,000	1,000	1,000	
509-552-801.00	Professional/Contractual	1,175	1,495	6,000	6,000	6,000	
Totals for dept 552 - S/A-Primaries		68,819	29,794	36,245	36,255	33,080	(3,175)
Dept 553 - S/A-Thickeners							
509-553-702.00	Salaries & Wages - Fulltime	6,266	6,827	4,402	4,402	15,006	10,604
509-553-711.00	Health Benefits - Blue Cross	2,103	2,458	1,215	1,215	4,146	2,931
509-553-711.01	Vision Insurance/Reimbursement				5		(5)
509-553-711.03	Health Care Savings Plan	187	211	116	116	424	308
509-553-712.00	Dental Benefits	88	109	54	54	198	144
509-553-713.00	Life Insurance	3	4	4	4	11	7
509-553-714.00	Short Term Disability Insurance	13	25	13	13	46	33
509-553-715.00	Long Term Disability Insurance	11	20	13	13	38	25
509-553-716.00	MERS DB Pension ER	1,957					
509-553-716.02	MERS 401a Defined Contrib ER	299	430	168	500	613	113
509-553-717.00	Social Security & Medicare ER	436	485	297	297	1,085	788
509-553-718.00	State Unemployment Ins ER	1	1	1	1	2	1
509-553-719.00	Workers Comp Insurance	99	90	40	40	135	95
509-553-720.00	OPEB/Retiree Health ER	647	731	600	600	1,475	875
509-553-760.00	Maintenance & Repair Materials		208	1,000	1,000	1,000	
509-553-801.00	Professional/Contractual		1,996	10,000			
Totals for dept 553 - S/A-Thickeners		12,110	13,595	17,923	8,260	24,179	15,919
Dept 554 - S/A-Odor Control							
509-554-702.00	Salaries & Wages - Fulltime	9,540	4,109	5,451	5,451	11,255	5,804
509-554-711.00	Health Benefits - Blue Cross	3,293	1,534	1,526	1,526	3,110	1,584
509-554-711.01	Vision Insurance/Reimbursement				5		(5)
509-554-711.03	Health Care Savings Plan	280	133	194	194	319	125
509-554-712.00	Dental Benefits	144	70	89	89	148	59
509-554-713.00	Life Insurance	6	3	6	6	8	2
509-554-714.00	Short Term Disability Insurance	28	18	22	22	35	13
509-554-715.00	Long Term Disability Insurance	24	14	22	22	29	7
509-554-716.00	MERS DB Pension ER	3,773					
509-554-716.02	MERS 401a Defined Contrib ER	328	244	280	280	460	180

GL NUMBER	DESCRIPTION	2023-24 ACTIVITY	2024-25 ACTIVITY	2025-26 AMENDED BUDGET	2025-26 PROJECTED BUDGET	2026-27 REQUESTED BUDGET	Change from Prior Year Projected
509-554-717.00	Social Security & Medicare ER	655	309	496	496	814	318
509-554-718.00	State Unemployment Ins ER	1		1	1	1	
509-554-719.00	Workers Comp Insurance	168	62	66	66	101	35
509-554-720.00	OPEB/Retiree Health ER	970	462	600	600	1,106	506
509-554-750.00	Oper Materials & Supplies	34		1,000	1,000	1,000	
509-554-760.00	Maintenance & Repair Materials	3,780	64	3,500	3,500	3,500	
Totals for dept 554 - S/A-Odor Control		23,024	7,022	13,253	13,258	21,886	8,628
Dept 555 - S/A-Sludge Storage Tank							
509-555-702.00	Salaries & Wages - Fulltime	13,455	11,635	13,000	13,000	11,255	(1,745)
509-555-704.00	Overtime	100					
509-555-711.00	Health Benefits - Blue Cross	4,953	3,989	4,500	4,500	3,110	(1,390)
509-555-711.01	Vision Insurance/Reimbursement				15		(15)
509-555-711.03	Health Care Savings Plan	416	345	450	450	319	(131)
509-555-712.00	Dental Benefits	214	178	200	200	148	(52)
509-555-713.00	Life Insurance	10	4	6	6	8	2
509-555-714.00	Short Term Disability Insurance	51	26	40	40	35	(5)
509-555-715.00	Long Term Disability Insurance	43	21	30	30	29	(1)
509-555-716.00	MERS DB Pension ER	3,944					
509-555-716.02	MERS 401a Defined Contrib ER	761	748	1,000	1,000	460	(540)
509-555-717.00	Social Security & Medicare ER	976	803	1,000	1,000	814	(186)
509-555-718.00	State Unemployment Ins ER	2	1	1	5	5	
509-555-719.00	Workers Comp Insurance	239	147	160	160	102	(58)
509-555-720.00	OPEB/Retiree Health ER	1,442	1,196	1,400	1,400	1,106	(294)
509-555-760.00	Maintenance & Repair Materials	6,000	5,612	5,000	5,000	5,000	
509-555-801.00	Professional/Contractual	3,032	338	10,000	10,000	5,000	(5,000)
Totals for dept 555 - S/A-Sludge Storage Tank		35,638	25,043	36,787	36,806	27,391	(9,415)
Dept 556 - S/A-Plant Mod							
509-556-801.00	Professional/Contractual	8,417					
509-556-971.00	Capital Outlay - Equipment			370,000	381,100		(381,100)
509-556-972.01	Capital Outlay - Engineering	35,320	23,350	66,000	66,000		(66,000)
509-556-972.02	Capital Outlay - Construction			203,000	289,090	588,000	298,910
Totals for dept 556 - S/A-Plant Mod		43,737	23,350	639,000	736,190	588,000	(148,190)
TOTAL APPROPRIATIONS		3,669,276	3,713,138	4,793,844	4,903,531	4,717,490	(186,041)
NET OF REVENUES/APPROPRIATIONS - FUND 509		(278,430)	(375,092)	(850,932)	(960,619)	(845,968)	114,651
BEGINNING FUND BALANCE		8,060,885	7,812,699	7,437,611	7,437,611	6,476,992	(960,619)
FUND BALANCE ADJUSTMENTS		30,236					114,651
ENDING FUND BALANCE		7,812,691	7,437,607	6,586,679	6,476,992	5,631,024	(845,968)

GL NUMBER	DESCRIPTION	2023-24 ACTIVITY	2024-25 ACTIVITY	2025-26 AMENDED BUDGET	2025-26 PROJECTED BUDGET	2026-27 REQUESTED BUDGET	Change from Prior Year Projected
Fund 510 - Northwest Ottawa Water (NOWS) Fund							
ESTIMATED REVENUES							
Dept 040 - Revenue Accounts							
510-040-616.00	Replacement Fund Charge	178,492	182,325	130,350	135,450	132,500	(2,950)
510-040-630.00	Water Sales to City	520,266	519,957	672,500	652,200	638,100	(14,100)
510-040-630.06	Water Supp Sale - City			2,000		2,000	2,000
510-040-630.10	Water Sales to Grand Haven Twp	571,891	576,149	695,000	722,100	706,500	(15,600)
510-040-630.16	Water Supp Sale - Grand Haven Twp			2,000		2,000	2,000
510-040-630.20	Water Sales to Northside	692,759	727,148	874,250	955,000	934,400	(20,600)
510-040-630.26	Water Supp Sale - Northside			2,000		2,000	2,000
510-040-644.00	Charges for Services - Debt	790,463	807,441	677,700	704,200	689,000	(15,200)
510-040-665.00	Interest	(2,290)	(2,462)	(2,200)	(2,200)	(2,000)	200
510-040-665.04	Interest - Operations	3,358	4,190	3,000	3,000	3,200	200
510-040-665.07	Interest - Debt	6,243	9,481	9,000	9,000	8,800	(200)
510-040-665.15	Interest - Replacement Charges	18,160	24,890	15,000	15,000	11,000	(4,000)
510-040-665.17	Interest - NOWS Litigation Awards		3,224	25,000	82,000	86,000	4,000
510-040-679.00	Gain or Loss		(8,609)				
510-040-687.00	Refunds Rebates Miscellaneous	58,516	660,151	1,494,000	2,395,344	157,300	(2,238,044)
Totals for dept 040 - Revenue Accounts		2,837,858	3,503,885	4,599,600	5,671,094	3,370,800	(2,300,294)
TOTAL ESTIMATED REVENUES		2,837,858	3,503,885	4,599,600	5,671,094	3,370,800	(2,300,294)
APPROPRIATIONS							
Dept 525 - Administration & General							
510-525-702.00	Salaries & Wages - Fulltime	96,241	83,003	105,900	105,900	112,100	6,200
510-525-711.00	Health Benefits - Blue Cross	7,697	8,158	9,750	9,750	11,400	1,650
510-525-711.01	Vision Insurance/Reimbursement				30	30	
510-525-711.03	Health Care Savings Plan	2,870	2,865	3,200	3,200	3,400	200
510-525-712.00	Dental Benefits	318	329	350	350	415	65
510-525-713.00	Life Insurance	162	147	180	180	180	
510-525-714.00	Short Term Disability Insurance	285	326	300	300	300	
510-525-715.00	Long Term Disability Insurance	240	258	300	300	255	(45)
510-525-716.00	MERS DB Pension ER	39,265	28,622	33,008	33,008	37,835	4,827
510-525-716.02	MERS 401a Defined Contrib ER	1,922	1,919	2,120	2,120	2,300	180
510-525-717.00	Social Security & Medicare ER	6,914	8,227	8,100	8,100	8,700	600
510-525-718.00	State Unemployment Ins ER	6	5	6	10	10	
510-525-719.00	Workers Comp Insurance	363	343	390	390	375	(15)
510-525-720.00	OPEB/Retiree Health ER	4,556	4,871	5,300	5,300	5,800	500
510-525-755.00	Custodial Supplies	545	574	570	300	200	(100)
510-525-801.00	Professional/Contractual	24,892	17,270	7,000	4,000	129,000	125,000
510-525-801.26	Water Supply Purchase					90	90
510-525-801.80	Bank Service Fees	82		90	90	90	
510-525-801.90	Administrative Charges	107,459	94,451	120,099	120,099	126,618	6,519
510-525-850.00	Telephone	2,070	2,090	2,300	2,300	2,400	100
510-525-852.00	Internet Services - Other Misc Commun	3,386	3,477	3,550	3,550	3,700	150
510-525-860.00	Transportation, Meals & Lodging	119		1,500	1,000	2,000	1,000
510-525-921.00	Gas Heating	22,945	28,444	35,000	35,000	34,000	(1,000)
510-525-922.00	Water & Sewer Charges	14,874	4,705	4,000	4,700	4,000	(700)
510-525-924.00	Postage	29	33	30	30	30	
510-525-957.00	Professional Development	813	760	1,000	1,000	1,000	
510-525-959.00	Payments In Lieu of Taxes Expense	3,105	3,407	3,300	3,300	3,500	200
510-525-964.01	Refund of Working Capital	33,451	75,234	34,800			
510-525-968.00	Depreciation	737,477	745,038	767,000	767,000	780,000	13,000
510-525-968.02	Depreciation on Contributed Capital	(22,380)	(4,568)				
510-525-968.03	Bond Amortization Exp-2021 Refunding	(66,012)	(59,199)	(68,700)	(68,700)	(68,700)	

GL NUMBER	DESCRIPTION	2023-24 ACTIVITY	2024-25 ACTIVITY	2025-26 AMENDED BUDGET	2025-26 PROJECTED BUDGET	2026-27 REQUESTED BUDGET	Change from Prior Year Projected
510-525-968.04	Bond Amortization Exp-2016 Refunding	(23,896)	(22,451)	(24,900)	(24,900)	(24,900)	
510-525-969.00	General Insurance	14,194	17,797	21,400	22,290	24,000	1,710
510-525-993.09	Int Exp - 2016 NOWS Refunding	134,233	125,967	139,650	139,650	141,000	1,350
510-525-993.14	Int Exp - 2021 NOWS Refunding	85,700	76,600	89,150	89,150	90,500	1,350
510-525-994.09	Paying Agent - 2016 NOWS Refunding	378	220	400	500	550	50
510-525-994.14	Paying Agent - 2021 NOWS Refunding	1,220	1,220	1,300	1,300	1,320	20
Totals for dept 525 - Administration & General		1,235,523	1,250,142	1,307,443	1,270,597	1,433,498	162,901
Dept 540 - Treatment							
510-540-702.00	Salaries & Wages - Fulltime	363,014	408,231	520,480	495,000	528,000	33,000
510-540-703.00	Salaries & Wages - Parttime	17,670	1,370	1,000	500	500	
510-540-704.00	Overtime	34,477	36,048	18,300	20,300	22,000	1,700
510-540-707.00	Sick Pay		5,274		3,000		(3,000)
510-540-711.00	Health Benefits - Blue Cross	86,539	91,118	118,500	118,500	121,800	3,300
510-540-711.01	Vision Insurance/Reimbursement	148	917		300	350	50
510-540-711.03	Health Care Savings Plan	9,365	10,692	16,250	16,450	16,600	150
510-540-712.00	Dental Benefits	3,800	3,938	5,130	5,210	5,500	290
510-540-713.00	Life Insurance	222	182	260	260	200	(60)
510-540-714.00	Short Term Disability Insurance	1,104	1,297	1,300	1,700	1,500	(200)
510-540-715.00	Long Term Disability Insurance	931	1,031	1,300	1,300	1,350	50
510-540-716.00	MERS DB Pension ER	117,794	90,134	99,220	99,220	143,855	44,635
510-540-716.02	MERS 401a Defined Contrib ER	19,826	7,177	17,850	24,800	25,700	900
510-540-717.00	Social Security & Medicare ER	29,418	29,289	41,350	41,350	42,200	850
510-540-718.00	State Unemployment Ins ER	39	43	40	40	40	
510-540-719.00	Workers Comp Insurance	12,659	13,300	16,650	16,650	16,800	150
510-540-720.00	OPEB/Retiree Health ER	19,674	22,790	25,000	28,000	28,200	200
510-540-721.00	Clothing Allowance	4,434	5,566	6,000	5,500	5,000	(500)
510-540-750.00	Oper Materials & Supplies	8,840	31,494	25,000	30,000	32,000	2,000
510-540-751.00	Operating Supplies - Fuel & Lube	1,052	232	1,500	500	1,500	1,000
510-540-752.00	Chemicals	126,387	115,944	190,000	135,000	148,500	13,500
510-540-760.00	Maintenance & Repair Materials	55					
510-540-801.00	Professional/Contractual	41,506	38,459	45,000	45,000	45,000	
510-540-860.00	Transportation, Meals & Lodging		256	500	500	1,500	1,000
510-540-957.00	Professional Development	1,036	1,218	1,500	1,500	2,000	500
510-540-960.00	Plant & Equipment Maintenance	17,727	25,176	25,000	25,000	26,000	1,000
510-540-965.00	Motorpool Charges	7,204	6,567	5,100	5,100	5,300	200
510-540-972.01	Capital Outlay - Engineering		49,500				
Totals for dept 540 - Treatment		924,921	997,243	1,182,230	1,120,680	1,221,395	100,715
Dept 564 - NOWS - Replacement							
510-564-971.00	Capital Outlay - Equipment		11,338	407,400	446,613	201,000	(245,613)
510-564-972.02	Capital Outlay - Construction			6,625	6,625		(6,625)
Totals for dept 564 - NOWS - Replacement			11,338	414,025	453,238	201,000	(252,238)
Dept 580 - Water Plant-Intakes							
510-580-750.00	Oper Materials & Supplies				46		(46)
510-580-751.00	Operating Supplies - Fuel & Lube	122	164	500	500	500	
510-580-801.00	Professional/Contractual	36,649	47,636	54,500	54,500	52,700	(1,800)
510-580-920.00	Electricity	422,910	424,101	525,000	525,000	636,000	111,000
510-580-921.00	Gas Heating	1,714	3,415	3,200	3,200	3,650	450
510-580-960.00	Plant & Equipment Maintenance	(1,999)	2,328	2,000	2,000	2,000	
Totals for dept 580 - Water Plant-Intakes		459,396	477,644	585,200	585,246	694,850	109,604
TOTAL APPROPRIATIONS		2,619,840	2,736,367	3,488,898	3,429,761	3,550,743	120,982
NET OF REVENUES/APPROPRIATIONS - FUND 510		218,018	767,518	1,110,702	2,241,333	(179,943)	(2,421,276)
BEGINNING FUND BALANCE		13,766,275	13,984,299	14,751,820	14,751,820	16,993,153	2,241,333
ENDING FUND BALANCE		13,984,293	14,751,817	15,862,522	16,993,153	16,813,210	(179,943)

GL NUMBER	DESCRIPTION	2023-24 ACTIVITY	2024-25 ACTIVITY	2025-26 AMENDED BUDGET	2025-26 PROJECTED BUDGET	2026-27 REQUESTED BUDGET	Change from Prior Year Projected
Fund 581 - Airport Fund							
ESTIMATED REVENUES							
Dept 040 - Revenue Accounts							
581-040-509.00	Federal Grants			540,825	598,175	155,250	(442,925)
581-040-543.00	State Grants			179,925	181,775	158,625	(23,150)
581-040-582.00	Local Grants	609	615		650	650	
581-040-635.10	Aircraft Fuel Fees	141,912	137,456	140,000	142,000	142,000	
581-040-640.50	Terminal Conference Room Rental	100		250			
581-040-665.00	Interest	4,401	6,519	3,300	3,370	2,500	(870)
581-040-667.00	Rent of Airport Property	5,416	5,579	5,700	5,746	5,850	104
581-040-667.01	Rent - Airport Hangars	161,841	164,866	169,500	170,000	165,290	(4,710)
581-040-687.00	Refunds Rebates Miscellaneous	498	30,482		540		(540)
Totals for dept 040 - Revenue Accounts		314,777	345,517	1,039,500	1,102,256	630,165	(472,091)
TOTAL ESTIMATED REVENUES		314,777	345,517	1,039,500	1,102,256	630,165	(472,091)
APPROPRIATIONS							
Dept 525 - Administration & General							
581-525-703.00	Salaries & Wages - Parttime	51,294	53,269	58,500	58,500	59,000	500
581-525-707.00	Sick Pay				1,000		(1,000)
581-525-717.00	Social Security & Medicare ER	3,939	4,061	4,450	4,450	4,600	150
581-525-718.00	State Unemployment Ins ER	14	15	20	20	20	
581-525-719.00	Workers Comp Insurance	844	830	1,270	1,270	1,250	(20)
581-525-750.00	Oper Materials & Supplies	1,401	2,231	3,000	3,000	3,000	
581-525-751.00	Operating Supplies - Fuel & Lube	112,705	108,067	120,000	120,000	120,000	
581-525-755.00	Custodial Supplies	310	106	500	500	500	
581-525-760.00	Maintenance & Repair Materials	976	2,091	3,000	3,000	3,000	
581-525-801.00	Professional/Contractual	12,267	5,281	45,000	17,500	17,500	
581-525-801.80	Bank Service Fees	389	628	600	600		(600)
581-525-801.90	Administrative Charges	16,553	13,415	16,176	16,176	51,201	35,025
581-525-804.00	Legal Fees			500	500	500	
581-525-810.00	Trash Removal	1,216	1,544	1,440	1,440	1,750	310
581-525-850.00	Telephone	793	743	700	700	960	260
581-525-852.00	Internet Services - Other Misc Commun	2,763	2,856	2,940	2,940	2,940	
581-525-860.00	Transportation, Meals & Lodging		224			225	225
581-525-920.00	Electricity	10,863	11,968	12,500	12,500	12,500	
581-525-921.00	Gas Heating	1,135	1,391	1,750	1,750	1,750	
581-525-922.00	Water & Sewer Charges	733	777	1,250	1,250	1,370	120
581-525-924.00	Postage	96	58	250	250	250	
581-525-965.00	Motorpool Charges	16,586	14,143	5,500	5,500	6,178	678
581-525-968.00	Depreciation	161,444	151,108	155,000	155,000	160,000	5,000
581-525-968.02	Depreciation on Contributed Capital	(15,716)	(15,716)	(15,716)	(15,716)		15,716
581-525-969.00	General Insurance	11,106	12,098	15,800	15,800	17,000	1,200
Totals for dept 525 - Administration & General		391,711	371,188	434,430	407,930	465,494	57,564
Dept 901 - Capital Projects							
581-901-801.00	Professional/Contractual				53,700	147,500	93,800
581-901-802.00	Grant Professional/Contractual			598,500			
581-901-971.00	Capital Outlay - Equipment				90,950		(90,950)
581-901-972.01	Capital Outlay - Engineering				154,500		(154,500)
581-901-972.02	Capital Outlay - Construction				535,000	172,500	(362,500)
Totals for dept 901 - Capital Projects				598,500	834,150	320,000	(514,150)
TOTAL APPROPRIATIONS		391,711	371,188	1,032,930	1,242,080	785,494	(456,586)

GL NUMBER	DESCRIPTION	2023-24 ACTIVITY	2024-25 ACTIVITY	2025-26 AMENDED BUDGET	2025-26 PROJECTED BUDGET	2026-27 REQUESTED BUDGET	Change from Prior Year Projected
NET OF REVENUES/APPROPRIATIONS - FUND 581		(76,934)	(25,671)	6,570	(139,824)	(155,329)	(15,505)
BEGINNING FUND BALANCE		1,708,353	1,631,422	1,605,750	1,605,750	1,465,926	(139,824)
ENDING FUND BALANCE		1,631,419	1,605,751	1,612,320	1,465,926	1,310,597	(155,329)

GL NUMBER	DESCRIPTION	2023-24 ACTIVITY	2024-25 ACTIVITY	2025-26 AMENDED BUDGET	2025-26 PROJECTED BUDGET	2026-27 REQUESTED BUDGET	Change from Prior Year Projected
Fund 590 - City Sewer (Collection) Fund							
ESTIMATED REVENUES							
Dept 040 - Revenue Accounts							
590-040-543.00	State Grants					16,600	16,600
590-040-619.00	Ready to Serve Charges	368,315	369,420	363,000	375,000	385,000	10,000
590-040-620.00	Installation Services	20,618	11,160	40,000	40,000	20,000	(20,000)
590-040-646.00	Charges for Services - Op/Maint	2,932,437	3,150,199	3,038,645	3,200,000	3,287,000	87,000
590-040-646.50	Charges for Srvces - Industrial Surcharg	52,245	59,235	40,000	55,000	55,000	
590-040-658.00	Penalties - Late Payments	28,765	31,261	25,000	25,000	30,000	5,000
590-040-665.00	Interest	99,693	332,119	93,500	93,500	80,000	(13,500)
590-040-665.18	Reimbursements	914	592	600	400	300	(100)
590-040-676.00	Reimbursements	6,083	33,956	7,520	8,930	2,000	(6,930)
Totals for dept 040 - Revenue Accounts		3,509,070	3,987,942	3,608,265	3,797,830	3,875,900	78,070
TOTAL ESTIMATED REVENUES		3,509,070	3,987,942	3,608,265	3,797,830	3,875,900	78,070
APPROPRIATIONS							
Dept 525 - Administration & General							
590-525-702.00	Salaries & Wages - Fulltime	93,436	62,969	98,000	98,000	88,100	(9,900)
590-525-703.00	Salaries & Wages - Parttime		12,381	2,000	880		(880)
590-525-711.00	Health Benefits - Blue Cross	15,091	11,371	20,600	20,600	20,600	
590-525-711.01	Vision Insurance/Reimbursement				40	50	10
590-525-711.03	Health Care Savings Plan	2,652	2,022	3,000	3,000	2,700	(300)
590-525-712.00	Dental Benefits	650	440	1,800	1,800	600	(1,200)
590-525-713.00	Life Insurance	126	77	150	150	120	(30)
590-525-714.00	Short Term Disability Insurance	276	225	350	350	350	
590-525-715.00	Long Term Disability Insurance	233	175	450	450	350	(100)
590-525-716.00	MERS DB Pension ER	34,662	9,829	80,000	32,500	33,110	610
590-525-716.02	MERS 401a Defined Contrib ER	5,822	4,347	7,150	7,150	6,200	(950)
590-525-717.00	Social Security & Medicare ER	6,209	5,525	7,550	7,550	6,800	(750)
590-525-718.00	State Unemployment Ins ER	7	12	20	20	20	
590-525-719.00	Workers Comp Insurance	358	305	500	500	400	(100)
590-525-720.00	OPEB/Retiree Health ER	3,566	(73,321)	7,000	7,000	6,100	(900)
590-525-750.00	Oper Materials & Supplies		252	400	250	250	
590-525-801.00	Professional/Contractual	64,216	12,442	85,000	34,000	45,000	11,000
590-525-801.80	Bank Service Fees	781	1,109	700	700	800	100
590-525-801.90	Administrative Charges	169,103	149,540	192,407	192,407	158,504	(33,903)
590-525-805.01	Escheats Payments to State of MI		2,029				
590-525-850.00	Telephone	1,631	1,596	3,000	2,500	2,500	
590-525-860.00	Transportation, Meals & Lodging			500	500	500	
590-525-920.00	Electricity	936	904	1,500	1,000	1,000	
590-525-924.00	Postage	15,320	15,100	16,000	16,000	17,000	1,000
590-525-957.00	Professional Development			2,500	2,500	2,500	
590-525-959.00	Payments In Lieu of Taxes Expense	165,038	175,981	165,000	180,000	185,000	5,000
590-525-968.00	Depreciation	375,098	266,449	240,000	285,000	285,000	
590-525-968.02	Depreciation on Contributed Capital	(20,800)	(20,800)		(20,800)	(20,800)	
590-525-969.00	General Insurance	3,256	3,737	5,600	5,966	6,300	334
590-525-969.71	Sewer Damage Claims	22,731		10,000	5,000	5,000	
590-525-991.19	Principal - 2018 SA Adams PS	48,581	49,543	49,543	51,948	54,834	2,886
590-525-993.00	Interest Expense	5,197	4,851	4,851	4,483	4,070	(413)
590-525-993.19	Int Exp - 2018 SA Adams PS	39,165	37,951	40,000	35,474	32,877	(2,597)
590-525-994.19	Paying Agent - 2018 SA Adams PS	268	268	275	300	300	
Totals for dept 525 - Administration & General		1,053,609	737,309	1,045,846	977,218	946,135	(31,083)
Dept 540 - Treatment							

GL NUMBER	DESCRIPTION	2023-24 ACTIVITY	2024-25 ACTIVITY	2025-26 AMENDED BUDGET	2025-26 PROJECTED BUDGET	2026-27 REQUESTED BUDGET	Change from Prior Year Projected
590-540-927.00	Industrial Surcharge	52,245	59,235	40,000	70,000	70,000	
590-540-928.00	Debt Charges	225,297	219,701	503,000	455,000	460,000	5,000
590-540-929.00	Sewer Auth Contract Charges	1,400,105	1,241,680	1,250,000	1,300,000	1,300,000	
Totals for dept 540 - Treatment		1,677,647	1,520,616	1,793,000	1,825,000	1,830,000	5,000
Dept 562 - Wastewater Lines Ops & Maintenance							
590-562-702.00	Salaries & Wages - Fulltime	82,022	40,363	123,500	123,500	130,600	7,100
590-562-704.00	Overtime	610	2,215	2,000	2,000	2,000	
590-562-711.00	Health Benefits - Blue Cross	11,732	7,282	23,800	23,800	29,400	5,600
590-562-711.01	Vision Insurance/Reimbursement	192	738		30	65	35
590-562-711.03	Health Care Savings Plan	2,060	1,166	3,200	3,200	3,400	200
590-562-712.00	Dental Benefits	694	353	1,200	1,200	1,500	300
590-562-713.00	Life Insurance	60	27	90	90	55	(35)
590-562-714.00	Short Term Disability Insurance	273	153	420	420	400	(20)
590-562-715.00	Long Term Disability Insurance	226	123	400	400	400	
590-562-716.00	MERS DB Pension ER	37,547					
590-562-716.02	MERS 401a Defined Contrib ER	5,564	3,281	8,500	8,500	9,100	600
590-562-717.00	Social Security & Medicare ER	6,191	3,160	9,500	7,500	7,500	
590-562-718.00	State Unemployment Ins ER	8	2	15	15	15	
590-562-719.00	Workers Comp Insurance	3,321	1,750	4,900	4,900	4,900	
590-562-720.00	OPEB/Retiree Health ER	3,352	2,935	6,000	6,000	8,900	2,900
590-562-721.00	Clothing Allowance	1,995	2,026	2,000	2,000	2,000	
590-562-750.00	Oper Materials & Supplies	36,920	31,066	36,000	36,000	36,000	
590-562-801.00	Professional/Contractual	76,060	80,431	150,000	185,000	115,000	(70,000)
590-562-860.00	Transportation, Meals & Lodging	252		1,100	500	500	
590-562-921.00	Gas Heating	234	242	250	250	275	25
590-562-957.00	Professional Development	398	991	2,500	2,500	2,500	
590-562-965.00	Motorpool Charges	76,365	36,329	105,200	45,000	50,000	5,000
590-562-965.50	Auto Allowance	1,200	800	1,100			
590-562-971.00	Capital Outlay - Equipment			132,000	132,000	250,000	118,000
590-562-972.01	Capital Outlay - Engineering		1,143	162,000	177,762	278,230	100,468
590-562-972.02	Capital Outlay - Construction	36,870	900	1,350,500	998,778	400,000	(598,778)
Totals for dept 562 - Wastewater Lines Ops & Maintenance		384,146	217,476	2,126,175	1,761,345	1,332,740	(428,605)
Dept 563 - Lift Station Ops & Maintenance							
590-563-702.00	Salaries & Wages - Fulltime	19,664	14,856	25,000	30,000	30,000	
590-563-703.00	Salaries & Wages - Parttime			100	100	100	
590-563-704.00	Overtime	940	2,371	2,000	2,500	2,000	(500)
590-563-711.00	Health Benefits - Blue Cross	6,392	5,385	7,400	12,000	12,500	500
590-563-711.01	Vision Insurance/Reimbursement				40	40	
590-563-711.03	Health Care Savings Plan	533	472	650	1,000	1,100	100
590-563-712.00	Dental Benefits	313	264	350	600	600	
590-563-713.00	Life Insurance	12	9	20	20	20	
590-563-714.00	Short Term Disability Insurance	57	45	80	90	90	
590-563-715.00	Long Term Disability Insurance	48	36	75	80	80	
590-563-716.00	MERS DB Pension ER	7,102					
590-563-716.02	MERS 401a Defined Contrib ER	1,649	1,427	2,000	3,500	3,500	
590-563-717.00	Social Security & Medicare ER	1,460	1,271	1,800	3,000	3,000	
590-563-718.00	State Unemployment Ins ER	3	1	5	5	10	5
590-563-719.00	Workers Comp Insurance	610	537	750	1,000	1,000	
590-563-720.00	OPEB/Retiree Health ER	783	1,113	1,500	2,000	2,000	
590-563-750.00	Oper Materials & Supplies	11,066	8,539	15,000	15,000	13,500	(1,500)
590-563-801.00	Professional/Contractual	32,093	53,277	60,000	60,000	60,000	
590-563-920.00	Electricity	20,704	20,934	22,000	22,000	22,500	500
590-563-921.00	Gas Heating	588	1,012	1,000	1,000	1,100	100
590-563-965.00	Motorpool Charges	14,219	9,328	12,450	15,000	15,000	
590-563-971.00	Capital Outlay - Equipment		13,985				
590-563-972.02	Capital Outlay - Construction			600,000		600,000	600,000

GL NUMBER	DESCRIPTION	2023-24 ACTIVITY	2024-25 ACTIVITY	2025-26 AMENDED BUDGET	2025-26 PROJECTED BUDGET	2026-27 REQUESTED BUDGET	Change from Prior Year Projected
Totals for dept 563 - Lift Station Ops & Maintenance		118,236	134,862	752,180	168,935	768,140	599,205
Dept 966 - Transfers Out							
590-966-995.33	Transfers out City Water Fund	91,216	90,484	91,818	91,818	91,904	86
590-966-995.99	Transfers out 245-Principal	8,642	9,206	10,334	10,334	11,085	751
Totals for dept 966 - Transfers Out		99,858	99,690	102,152	102,152	102,989	837
TOTAL APPROPRIATIONS		3,333,496	2,709,953	5,819,353	4,834,650	4,980,004	145,354
NET OF REVENUES/APPROPRIATIONS - FUND 590		175,574	1,277,989	(2,211,088)	(1,036,820)	(1,104,104)	(67,284)
BEGINNING FUND BALANCE		10,434,147	10,588,921	11,846,112	11,846,112	10,788,492	(1,057,620)
FUND BALANCE ADJUSTMENTS		(20,800)	(20,800)	(20,800)	(20,800)		(67,284)
ENDING FUND BALANCE		10,588,921	11,846,110	9,614,224	10,788,492	9,684,388	(1,104,104)

GL NUMBER	DESCRIPTION	2023-24 ACTIVITY	2024-25 ACTIVITY	2025-26 AMENDED BUDGET	2025-26 PROJECTED BUDGET	2026-27 REQUESTED BUDGET	Change from Prior Year Projected
Fund 591 - City Water (Distribution) Fund							
ESTIMATED REVENUES							
Dept 040 - Revenue Accounts							
591-040-509.00	Federal Grants	318,234	129,284				
591-040-543.00	State Grants	690,161	182,284			16,700	16,700
591-040-617.00	Manual Read Fee	360	420	350	350	350	
591-040-618.00	Connect & Shutoff Fees	5,005	8,165	9,800	10,500	5,000	(5,500)
591-040-619.00	Ready to Serve Charges	437,612	439,334	455,700	460,000	470,000	10,000
591-040-620.00	Installation Services	94,309	50,294	25,000	25,000	25,000	
591-040-620.05	Lead and Copper Surcharge	574,428	581,921	567,730	590,000	600,000	10,000
591-040-629.00	Miscellaneous Services	307	106				
591-040-646.00	Charges for Services - Op/Maint	2,227,064	2,370,663	2,409,565	2,480,000	2,500,000	20,000
591-040-647.00	Cross Connection Inspection Charge	61,339	62,601	60,000	60,000	60,000	
591-040-658.00	Penalties - Late Payments	21,812	23,143	22,000	22,000	22,000	
591-040-665.00	Interest	115,582	8,576	36,800	100,000	50,000	(50,000)
591-040-667.50	Hydrant Rental		650				
591-040-687.00	Refunds Rebates Miscellaneous	9,766	14,308		38,950		(38,950)
Totals for dept 040 - Revenue Accounts		4,555,979	3,871,749	3,586,945	3,786,800	3,749,050	(37,750)
Dept 931 - Transfers In							
591-931-699.32	Transfers in City Sewer Fund	91,216	90,484	91,818	91,818	91,904	86
Totals for dept 931 - Transfers In		91,216	90,484	91,818	91,818	91,904	86
TOTAL ESTIMATED REVENUES		4,647,195	3,962,233	3,678,763	3,878,618	3,840,954	(37,664)
APPROPRIATIONS							
Dept 525 - Administration & General							
591-525-702.00	Salaries & Wages - Fulltime	93,862	68,338	95,500	95,500	88,200	(7,300)
591-525-703.00	Salaries & Wages - Parttime		12,381	10,000	880		(880)
591-525-711.00	Health Benefits - Blue Cross	15,420	11,599	20,500	20,500	20,700	200
591-525-711.01	Vision Insurance/Reimbursement				40	55	15
591-525-711.03	Health Care Savings Plan	2,706	2,058	3,000	3,000	2,700	(300)
591-525-712.00	Dental Benefits	666	451	1,000	750	750	
591-525-713.00	Life Insurance	129	79	140	125	125	
591-525-714.00	Short Term Disability Insurance	282	229	300	300	300	
591-525-715.00	Long Term Disability Insurance	238	178	300	300	300	
591-525-716.00	MERS DB Pension ER	18,316					
591-525-716.02	MERS 401a Defined Contrib ER	5,859	4,371	7,200	7,200	7,000	(200)
591-525-717.00	Social Security & Medicare ER	6,402	5,720	7,600	7,600	7,000	(600)
591-525-718.00	State Unemployment Ins ER	7	12	10	10	20	10
591-525-719.00	Workers Comp Insurance	365	309	600	600	400	(200)
591-525-720.00	OPEB/Retiree Health ER	4,620	4,665	7,000	7,000	6,100	(900)
591-525-750.00	Oper Materials & Supplies	156	589	2,000	2,000	1,000	(1,000)
591-525-801.00	Professional/Contractual	392,189	149,459	58,100	122,500	68,000	(54,500)
591-525-801.80	Bank Service Fees	532	803	700	1,100	800	(300)
591-525-801.90	Administrative Charges	177,642	230,726	200,785	200,785	172,562	(28,223)
591-525-805.01	Escheats Payments to State of MI		289				
591-525-850.00	Telephone	1,631	1,596	3,000	2,000	2,000	
591-525-860.00	Transportation, Meals & Lodging			500	500	500	
591-525-920.00	Electricity	936	773	1,000	1,000	1,000	
591-525-922.00	Water & Sewer Charges	649	701	1,000	800	800	
591-525-924.00	Postage	18,592	16,101	20,000	20,000	20,000	
591-525-957.00	Professional Development			2,500	2,500	2,500	
591-525-959.00	Payments In Lieu of Taxes Expense	133,234	140,500	140,000	145,000	150,000	5,000
591-525-965.50	Auto Allowance	1,800	1,200	1,700			

GL NUMBER	DESCRIPTION	2023-24 ACTIVITY	2024-25 ACTIVITY	2025-26 AMENDED BUDGET	2025-26 PROJECTED BUDGET	2026-27 REQUESTED BUDGET	Change from Prior Year Projected
591-525-969.00	General Insurance	1,139	1,350	3,200	3,200	3,300	100
591-525-993.00	Interest Expense	42,456	36,283	36,284	29,871	23,089	(6,782)
Totals for dept 525 - Administration & General		919,828	690,760	623,919	675,061	579,201	(95,860)
Dept 540 - Treatment							
591-540-928.00	Debt Charges	230,190	229,754	190,710	215,000	215,000	
591-540-929.01	Water Plant Operating Charges	520,528	520,586	630,815	640,000	640,000	
591-540-929.50	Water Plant Replacement Charges	51,978	51,880	36,675	38,000	38,000	
Totals for dept 540 - Treatment		802,696	802,220	858,200	893,000	893,000	
Dept 565 - Meter Reading							
591-565-702.00	Salaries & Wages - Fulltime	552	4,203	5,000	2,000	2,000	
591-565-704.00	Overtime	31	93	160	160	200	40
591-565-711.00	Health Benefits - Blue Cross	48	1,448	900	900	750	(150)
591-565-711.03	Health Care Savings Plan	8	109	150	100	100	
591-565-712.00	Dental Benefits	2	68	40	40	40	
591-565-713.00	Life Insurance		3	5	5	5	
591-565-714.00	Short Term Disability Insurance	1	23	15	10	10	
591-565-715.00	Long Term Disability Insurance	1	17	10	10	10	
591-565-716.00	MERS DB Pension ER	253					
591-565-716.02	MERS 401a Defined Contrib ER	16	337	300	150	150	
591-565-717.00	Social Security & Medicare ER	43	307	300	150	150	
591-565-718.00	State Unemployment Ins ER		2	5	5	5	
591-565-719.00	Workers Comp Insurance	11	131	120	100	100	
591-565-720.00	OPEB/Retiree Health ER	30	292	300	150	150	
591-565-750.00	Oper Materials & Supplies	532		500	500	500	
591-565-965.00	Motorpool Charges	196	1,453	1,000	1,000	1,000	
Totals for dept 565 - Meter Reading		1,724	8,486	8,805	5,280	5,170	(110)
Dept 566 - Water Distribution							
591-566-702.00	Salaries & Wages - Fulltime	256,165	279,173	255,000	255,000	275,600	20,600
591-566-704.00	Overtime	11,139	22,088	18,000	20,000	20,000	
591-566-707.00	Sick Pay			2,000	2,000	2,000	
591-566-708.00	Longevity/Retention Pay			4,500	4,500	4,500	
591-566-711.00	Health Benefits - Blue Cross	48,392	63,500	68,000	68,000	81,900	13,900
591-566-711.01	Vision Insurance/Reimbursement	192	438		200	200	
591-566-711.03	Health Care Savings Plan	6,561	6,985	7,000	7,000	7,300	300
591-566-712.00	Dental Benefits	2,308	3,064	3,000	3,000	3,700	700
591-566-713.00	Life Insurance	171	149	175	175	150	(25)
591-566-714.00	Short Term Disability Insurance	781	896	850	850	1,000	150
591-566-715.00	Long Term Disability Insurance	637	690	750	750	900	150
591-566-716.00	MERS DB Pension ER	53,569	16,583	129,000	32,000	33,110	1,110
591-566-716.02	MERS 401a Defined Contrib ER	18,125	12,566	19,500	19,500	19,700	200
591-566-717.00	Social Security & Medicare ER	19,442	21,436	22,500	22,500	22,900	400
591-566-718.00	State Unemployment Ins ER	26	29	30	30	40	10
591-566-719.00	Workers Comp Insurance	6,211	7,848	9,400	9,400	9,000	(400)
591-566-720.00	OPEB/Retiree Health ER	11,468	(95,485)	18,000	18,000	220,300	202,300
591-566-721.00	Clothing Allowance	1,995	2,026	2,000	2,000	2,000	
591-566-750.00	Oper Materials & Supplies	67,556	100,015	95,500	90,000	90,000	
591-566-801.00	Professional/Contractual	143,643	193,379	156,000	151,000	175,000	24,000
591-566-801.24	Lead Service Replacement	624,512	392,265	600,000	615,700	1,503,500	887,800
591-566-860.00	Transportation, Meals & Lodging	480	179	2,000	1,000	500	(500)
591-566-921.00	Gas Heating	234	242	250	250	265	15
591-566-922.00	Water & Sewer Charges	6,328	7,027	6,000	6,500	6,500	
591-566-957.00	Professional Development	2,263	3,257	5,000	4,000	3,500	(500)
591-566-958.00	Memberships & Dues	910	940	3,500	1,000	1,500	500
591-566-965.00	Motorpool Charges	88,426	121,471	110,000	110,000	100,000	(10,000)
591-566-968.00	Depreciation	1,877,692	375,789	280,000	385,000	385,000	

GL NUMBER	DESCRIPTION	2023-24 ACTIVITY	2024-25 ACTIVITY	2025-26 AMENDED BUDGET	2025-26 PROJECTED BUDGET	2026-27 REQUESTED BUDGET	Change from Prior Year Projected
591-566-968.02	Depreciation on Contributed Capital	(21,855)	(21,855)	(21,855)	(21,855)	(21,855)	
591-566-972.01	Capital Outlay - Engineering			92,200	49,061	430,333	381,272
591-566-972.02	Capital Outlay - Construction			519,500	479,672	1,310,050	830,378
Totals for dept 566 - Water Distribution		3,227,371	1,514,695	2,407,800	2,336,233	4,688,593	2,352,360
Dept 966 - Transfers Out							
591-966-995.99	Transfers out 245-Principal	9,104	9,698	10,886	10,886	11,677	791
Totals for dept 966 - Transfers Out		9,104	9,698	10,886	10,886	11,677	791
TOTAL APPROPRIATIONS		4,960,723	3,025,859	3,909,610	3,920,460	6,177,641	2,257,181
NET OF REVENUES/APPROPRIATIONS - FUND 591		(313,528)	936,374	(230,847)	(41,842)	(2,336,687)	(2,294,845)
BEGINNING FUND BALANCE		14,808,870	14,424,049	15,338,574	15,338,574	15,274,877	(63,697)
FUND BALANCE ADJUSTMENTS		(71,290)	(21,855)	(21,855)	(21,855)		(2,294,845)
ENDING FUND BALANCE		14,424,052	15,338,568	15,085,872	15,274,877	12,938,190	(2,336,687)

GL NUMBER	DESCRIPTION	2023-24 ACTIVITY	2024-25 ACTIVITY	2025-26 AMENDED BUDGET	2025-26 PROJECTED BUDGET	2026-27 REQUESTED BUDGET	Change from Prior Year Projected
Fund 594 - Marina Fund							
ESTIMATED REVENUES							
Dept 040 - Revenue Accounts							
594-040-629.00	Miscellaneous Services	2,554	4,252	2,500	2,500	2,500	
594-040-629.01	Marina Laundry Service	114					
594-040-654.20	Transient Slip Rental	237,106	245,672	225,000	220,000	220,000	
594-040-654.30	Seasonal Slip Rental	64,168	72,324	70,000	70,000	72,000	2,000
594-040-665.00	Interest	4,342	6,139	2,500	4,000	3,000	(1,000)
594-040-687.00	Refunds Rebates Miscellaneous	1,102	1,384		1,170		(1,170)
594-040-689.00	Cash Over & Short	147	9				
Totals for dept 040 - Revenue Accounts		309,533	329,780	300,000	297,670	297,500	(170)
TOTAL ESTIMATED REVENUES		309,533	329,780	300,000	297,670	297,500	(170)
APPROPRIATIONS							
Dept 525 - Administration & General							
594-525-702.00	Salaries & Wages - Fulltime	31,452	25,353	31,000	75,000	33,300	(41,700)
594-525-703.00	Salaries & Wages - Parttime	69,473	68,064	77,000	77,000	104,500	27,500
594-525-704.00	Overtime	1,305	161	1,000	3,000	1,000	(2,000)
594-525-711.00	Health Benefits - Blue Cross	10,748	7,374	9,000	20,000	12,500	(7,500)
594-525-711.01	Vision Insurance/Reimbursement				35	35	
594-525-711.03	Health Care Savings Plan	855	671	850	2,000	900	(1,100)
594-525-712.00	Dental Benefits	438	288	475	900	550	(350)
594-525-713.00	Life Insurance	27	17	50	50	40	(10)
594-525-714.00	Short Term Disability Insurance	100	81	100	300	100	(200)
594-525-715.00	Long Term Disability Insurance	74	64	100	200	100	(100)
594-525-716.00	MERS DB Pension ER	23,135	(141,678)				
594-525-716.02	MERS 401a Defined Contrib ER	1,771	1,422	1,725	4,000	1,850	(2,150)
594-525-717.00	Social Security & Medicare ER	7,546	6,985	8,300	10,500	10,600	100
594-525-718.00	State Unemployment Ins ER	43	41	70	70	50	(20)
594-525-719.00	Workers Comp Insurance	2,864	2,588	2,800	3,200	3,300	100
594-525-720.00	OPEB/Retiree Health ER	1,770	(24,551)	1,120	3,500	2,300	(1,200)
594-525-721.00	Clothing Allowance			250	250	250	
594-525-750.00	Oper Materials & Supplies	19,315	11,125	12,000	15,000	12,000	(3,000)
594-525-755.00	Custodial Supplies	5,500	10,504	8,200	8,500	9,000	500
594-525-801.00	Professional/Contractual	27,610	18,376	15,500	20,000	20,000	
594-525-801.80	Bank Service Fees	377	587	500	1,000	1,000	
594-525-801.90	Administrative Charges	18,292	16,080	25,415	25,415	5,109	(20,306)
594-525-810.00	Trash Removal	5,093	5,903	5,500	8,200	8,500	300
594-525-850.00	Telephone	1,651	1,691	1,750	1,750	1,900	150
594-525-852.00	Internet Services - Other Misc Commun	1,560	1,560	1,600	1,600	2,000	400
594-525-860.00	Transportation, Meals & Lodging	24	842	850	850	850	
594-525-920.00	Electricity	28,421	25,196	28,350	28,350	30,000	1,650
594-525-921.00	Gas Heating	1,351	1,245	1,600	1,600	1,800	200
594-525-922.00	Water & Sewer Charges	32,606	40,770	53,000	53,000	55,000	2,000
594-525-924.00	Postage	9					
594-525-957.00	Professional Development		74	75	75	75	
594-525-965.00	Motorpool Charges	16,253	12,116	14,000	30,000	15,000	(15,000)
594-525-968.00	Depreciation	109,925	106,065	100,000	100,000	100,000	
594-525-969.00	General Insurance	319	404	500	501	550	49
594-525-972.02	Capital Outlay - Construction				185,000		(185,000)
Totals for dept 525 - Administration & General		419,907	199,418	402,680	680,846	434,159	(246,687)
TOTAL APPROPRIATIONS		419,907	199,418	402,680	680,846	434,159	(246,687)

GL NUMBER	DESCRIPTION	2023-24 ACTIVITY	2024-25 ACTIVITY	2025-26 AMENDED BUDGET	2025-26 PROJECTED BUDGET	2026-27 REQUESTED BUDGET	Change from Prior Year Projected
NET OF REVENUES/APPROPRIATIONS - FUND 594		(110,374)	130,362	(102,680)	(383,176)	(136,659)	246,517
BEGINNING FUND BALANCE		1,899,711	1,789,337	1,919,697	1,919,697	1,536,521	(383,176)
ENDING FUND BALANCE		1,789,337	1,919,699	1,817,017	1,536,521	1,399,862	(136,659)

GL NUMBER	DESCRIPTION	2023-24 ACTIVITY	2024-25 ACTIVITY	2025-26 AMENDED BUDGET	2025-26 PROJECTED BUDGET	2026-27 REQUESTED BUDGET	Change from Prior Year Projected
Fund 597 - Boat Launch Fund							
ESTIMATED REVENUES							
Dept 040 - Revenue Accounts							
597-040-654.10	Boat Launch Seasonal	11,384	14,085	12,000	12,000	12,000	
597-040-654.11	Boat Launch Day Passes	41,218	56,556	47,000	45,000	45,000	
597-040-665.00	Interest	1,008	1,710	1,000	1,500	1,000	(500)
597-040-679.00	Gain or Loss	(2,545)					
597-040-687.00	Refunds Rebates Miscellaneous	71					
Totals for dept 040 - Revenue Accounts		51,136	72,351	60,000	58,500	58,000	(500)
TOTAL ESTIMATED REVENUES		51,136	72,351	60,000	58,500	58,000	(500)
APPROPRIATIONS							
Dept 756 - Parks & Recreation							
597-756-702.00	Salaries & Wages - Fulltime	7,413	6,322	6,500	7,500	7,500	
597-756-703.00	Salaries & Wages - Parttime	197	872	1,500	2,000	2,000	
597-756-711.00	Health Benefits - Blue Cross	3,708	1,828	2,100	2,500	2,600	100
597-756-711.01	Vision Insurance/Reimbursement				5	5	
597-756-711.03	Health Care Savings Plan	204	158	175	200	200	
597-756-712.00	Dental Benefits	136	66	100	100	100	
597-756-713.00	Life Insurance	7	4	10	10	10	
597-756-714.00	Short Term Disability Insurance	30	22	25	25	25	
597-756-715.00	Long Term Disability Insurance	20	18	25	20	20	
597-756-716.00	MERS DB Pension ER	16,330	(33,394)				
597-756-716.02	MERS 401a Defined Contrib ER	400	323	350	400	400	
597-756-717.00	Social Security & Medicare ER	559	505	500	600	600	
597-756-718.00	State Unemployment Ins ER	1	1	5	5	5	
597-756-719.00	Workers Comp Insurance	187	215	125	200	200	
597-756-720.00	OPEB/Retiree Health ER	317	131	400	200	200	
597-756-750.00	Oper Materials & Supplies	16,793	1,082	2,500	3,000	3,000	
597-756-801.00	Professional/Contractual	27,584	4,579	8,000	10,000	10,000	
597-756-801.80	Bank Service Fees	74	165	400	400	400	
597-756-965.00	Motorpool Charges	2,539	1,503	1,700	1,700	1,700	
597-756-968.00	Depreciation	1,209	1,047	1,800	1,800	1,800	
Totals for dept 756 - Parks & Recreation		77,708	(14,553)	26,215	30,665	30,765	100
TOTAL APPROPRIATIONS		77,708	(14,553)	26,215	30,665	30,765	100
NET OF REVENUES/APPROPRIATIONS - FUND 597		(26,572)	86,904	33,785	27,835	27,235	(600)
BEGINNING FUND BALANCE		65,139	38,567	125,473	125,473	153,308	27,835
ENDING FUND BALANCE		38,567	125,471	159,258	153,308	180,543	27,235

GL NUMBER	DESCRIPTION	2023-24 ACTIVITY	2024-25 ACTIVITY	2025-26 AMENDED BUDGET	2025-26 PROJECTED BUDGET	2026-27 REQUESTED BUDGET	Change from Prior Year Projected
Fund 661 - Motor Pool Fund							
ESTIMATED REVENUES							
Dept 040 - Revenue Accounts							
661-040-602.00	Equipment Rental Revenue	1,379,664	1,359,187	1,346,338	1,346,338	1,382,250	35,912
661-040-640.10	Trolley Service Revenue	24,371	13,106				
661-040-665.00	Interest	29,191	42,797	25,000	25,000	20,000	(5,000)
661-040-673.00	Sale of Fixed Assets	3,905	76,215	40,000	25,001	25,000	(1)
661-040-676.00	Reimbursements	47,458	1,722	1,500	1,780		(1,780)
661-040-679.00	Gain or Loss	140,478	(23,372)				
Totals for dept 040 - Revenue Accounts		1,625,067	1,469,655	1,412,838	1,398,119	1,427,250	29,131
Dept 931 - Transfers In							
661-931-699.01	Transfers in General Fund	63,836		51,065	51,065		(51,065)
661-931-699.20	Transfers in Public Improvement Fund			20,000	20,000		(20,000)
Totals for dept 931 - Transfers In		63,836		71,065	71,065		(71,065)
TOTAL ESTIMATED REVENUES		1,688,903	1,469,655	1,483,903	1,469,184	1,427,250	(41,934)
APPROPRIATIONS							
Dept 525 - Administration & General							
661-525-702.00	Salaries & Wages - Fulltime	155,150	154,698	178,000	178,000	190,000	12,000
661-525-703.00	Salaries & Wages - Parttime	498	183	500	500	500	
661-525-704.00	Overtime	2,283	5,104	5,000	7,500	7,500	
661-525-708.00	Longevity/Retention Pay			1,000	1,000	1,000	
661-525-711.00	Health Benefits - Blue Cross	34,369	51,891	58,500	58,500	65,100	6,600
661-525-711.01	Vision Insurance/Reimbursement	160	450		220	250	30
661-525-711.03	Health Care Savings Plan	4,585	4,791	5,500	5,500	5,800	300
661-525-712.00	Dental Benefits	1,121	2,739	2,900	2,900	3,400	500
661-525-713.00	Life Insurance	122	90	150	150	150	
661-525-714.00	Short Term Disability Insurance	467	519	525	525	525	
661-525-715.00	Long Term Disability Insurance	394	407	500	500	550	50
661-525-716.00	MERS DB Pension ER	112,963	38,201	95,000	61,700	64,410	2,710
661-525-716.02	MERS 401a Defined Contrib ER	14,351	15,047	17,200	17,200	18,400	1,200
661-525-717.00	Social Security & Medicare ER	11,189	11,193	14,400	14,400	15,000	600
661-525-718.00	State Unemployment Ins ER	15	14	20	20	20	
661-525-719.00	Workers Comp Insurance	4,370	4,760	5,500	5,500	5,500	
661-525-720.00	OPEB/Retiree Health ER	10,617	(100,882)	11,000	11,000	13,300	2,300
661-525-721.00	Clothing Allowance	1,496	1,371	1,500	1,500	1,500	
661-525-721.20	Tool Allowance	200	400	800	800	800	
661-525-750.00	Oper Materials & Supplies	131,988	137,473	138,900	130,000	130,000	
661-525-751.00	Operating Supplies - Fuel & Lube	163,537	155,988	160,000	160,000	140,000	(20,000)
661-525-755.00	Custodial Supplies	3,891	3,519	4,000	4,000	4,500	500
661-525-758.00	Diesel Fuel	63,444	67,319	65,000	65,000	65,000	
661-525-801.00	Professional/Contractual	64,281	110,568	99,000	75,000	75,000	
661-525-801.80	Bank Service Fees	1,335	1,874	1,900	1,900	2,000	100
661-525-850.00	Telephone	582	633	600	600	600	
661-525-921.00	Gas Heating	5,990	8,777	9,000	9,000	9,000	
661-525-922.00	Water & Sewer Charges	6,511	6,898	6,000	6,000	7,300	1,300
661-525-924.00	Postage	1					
661-525-965.00	Motorpool Charges	6,614	6,914	4,800	4,800	4,750	(50)
661-525-965.50	Auto Allowance	1,200	800	1,200	1,200		(1,200)
661-525-968.00	Depreciation	530,990	562,176	550,000	550,000	580,000	30,000
661-525-969.80	Auto & Vehicle Insurance	105,483	88,721	106,500	106,500	110,000	3,500
661-525-971.00	Capital Outlay - Equipment			59,500	262,600	1,367,700	1,105,100
Totals for dept 525 - Administration & General		1,440,197	1,342,636	1,604,395	1,744,015	2,889,555	1,145,540

GL NUMBER	DESCRIPTION	2023-24 ACTIVITY	2024-25 ACTIVITY	2025-26 AMENDED BUDGET	2025-26 PROJECTED BUDGET	2026-27 REQUESTED BUDGET	Change from Prior Year Projected
Dept 596 - Trolley Operations & Maintenance							
661-596-702.00	Salaries & Wages - Fulltime	202	679				
661-596-703.00	Salaries & Wages - Parttime	5,977	4,092				
661-596-711.00	Health Benefits - Blue Cross	57	273				
661-596-711.03	Health Care Savings Plan	6	20				
661-596-712.00	Dental Benefits	1	13				
661-596-714.00	Short Term Disability Insurance	1	2				
661-596-715.00	Long Term Disability Insurance	1	2				
661-596-716.02	MERS 401a Defined Contrib ER	20	68				
661-596-717.00	Social Security & Medicare ER	469	392				
661-596-718.00	State Unemployment Ins ER	2	1				
661-596-719.00	Workers Comp Insurance	21	52				
661-596-720.00	OPEB/Retiree Health ER	14	46				
661-596-750.00	Oper Materials & Supplies	18					
661-596-751.00	Operating Supplies - Fuel & Lube		788				
661-596-801.00	Professional/Contractual	265	430				
661-596-965.00	Motorpool Charges	8,428	2,296				
Totals for dept 596 - Trolley Operations & Maintenance		15,482	9,154				
TOTAL APPROPRIATIONS		1,455,679	1,351,790	1,604,395	1,744,015	2,889,555	1,145,540
NET OF REVENUES/APPROPRIATIONS - FUND 661		233,224	117,865	(120,492)	(274,831)	(1,462,305)	(1,187,474)
BEGINNING FUND BALANCE		4,125,432	4,358,652	4,476,521	4,476,521	4,201,690	(274,831)
ENDING FUND BALANCE		4,358,656	4,476,517	4,356,029	4,201,690	2,739,385	(1,462,305)

GL NUMBER	DESCRIPTION	2023-24 ACTIVITY	2024-25 ACTIVITY	2025-26 AMENDED BUDGET	2025-26 PROJECTED BUDGET	2026-27 REQUESTED BUDGET	Change from Prior Year Projected
Fund 677 - Insurance Fund							
ESTIMATED REVENUES							
Dept 040 - Revenue Accounts							
677-040-605.10	Auto & Vehicle Insurance Revenue	104,681	81,246	88,350	88,350	92,500	4,150
677-040-605.20	Property Insurance Revenue	53,444	62,747	90,550	90,550	95,000	4,450
677-040-605.30	Liability & Other Insurance Revenue	61,997	148,901	179,550	179,550	189,000	9,450
677-040-605.70	State Unemployment ER Revenue	10,022	895	1,000	1,000	1,000	
677-040-605.80	Workers' Compensation ER Revenue	195,365	204,263	200,000	217,000	225,000	8,000
677-040-665.00	Interest	27,229	27,423	17,500	30,000	20,000	(10,000)
677-040-676.00	Reimbursements		2,044				
Totals for dept 040 - Revenue Accounts		452,738	527,519	576,950	606,450	622,500	16,050
TOTAL ESTIMATED REVENUES		452,738	527,519	576,950	606,450	622,500	16,050
APPROPRIATIONS							
Dept 250 - Insurance Administration							
677-250-722.01	Employee Assistance Plan	2,600	2,540	2,700	2,700	2,900	200
677-250-724.00	Unemployment Comp Premium	957	1,023	1,000	1,000	1,500	500
677-250-725.00	Worker Comp Premium	166,595	191,383	192,000	192,000	175,000	(17,000)
677-250-969.10	Errors & Omissions Insurance	12,709	28,587	34,400	34,400	45,000	10,600
677-250-969.20	Securities & Personal Bond Insurance	18	2,564	3,600	3,600	4,000	400
677-250-969.30	Property Insurance	53,444	62,747	90,600	90,600	120,000	29,400
677-250-969.40	Boiler & Machinery Insurance		16,728	10,200	10,200	15,000	4,800
677-250-969.50	Comp General Liability Insurance	35,906	68,422	84,300	84,300	95,000	10,700
677-250-969.60	Police Professional Liability Insurance	13,364	32,600	47,300	47,300	60,000	12,700
677-250-969.70	Liability & Property Claims				17,106		(17,106)
677-250-969.80	Auto & Vehicle Insurance	104,678	81,294	88,400	88,400	102,000	13,600
Totals for dept 250 - Insurance Administration		390,271	487,888	554,500	571,606	620,400	48,794
Dept 966 - Transfers Out							
677-966-995.01	Transfers out General Fund		2,265				
Totals for dept 966 - Transfers Out			2,265				
TOTAL APPROPRIATIONS		392,536	487,888	554,500	571,606	620,400	48,794
NET OF REVENUES/APPROPRIATIONS - FUND 677							
BEGINNING FUND BALANCE		1,358,975	1,419,178	1,458,808	1,458,808	1,493,652	34,844
ENDING FUND BALANCE		1,419,177	1,458,809	1,481,258	1,493,652	1,495,752	2,100

GL NUMBER	DESCRIPTION	2023-24 ACTIVITY	2024-25 ACTIVITY	2025-26 AMENDED BUDGET	2025-26 PROJECTED BUDGET	2026-27 REQUESTED BUDGET	Change from Prior Year Projected
Fund 678 - OPEB/Retiree Benefits Fund							
ESTIMATED REVENUES							
Dept 040 - Revenue Accounts							
678-040-595.00	OPEB/Retiree Health Fees from City Funds	878,095	664,122	645,000	720,000	725,000	5,000
678-040-595.02	Retiree Health Fees from HTMMTS	77,069	82,814	70,000	48,000	45,000	(3,000)
678-040-605.55	Dental Insurance Revenue	3,424	3,713	3,800	3,800	3,900	100
678-040-665.00	Interest	12,294	14,986	5,000	20,000	10,000	(10,000)
678-040-687.00	Refunds Rebates Miscellaneous	116	87	105	30		(30)
Totals for dept 040 - Revenue Accounts		970,998	765,722	723,905	791,830	783,900	(7,930)
Dept 931 - Transfers In							
678-931-699.70	Transfers in 679 Health Benefits Fund		1,032				
Totals for dept 931 - Transfers In			1,032				
TOTAL ESTIMATED REVENUES		972,030	765,722	723,905	791,830	783,900	(7,930)
APPROPRIATIONS							
Dept 252 - OPEB/Retiree Health Insurance Admin							
678-252-711.00	Health Benefits - Blue Cross	488,323	505,159	505,000	490,000	500,000	10,000
678-252-712.00	Dental Benefits	16,088	15,052	18,000	18,000	18,000	
678-252-713.00	Life Insurance	905	678	540	540	550	10
Totals for dept 252 - OPEB/Retiree Health Insurance Admin		505,316	520,889	523,540	508,540	518,550	10,010
Dept 966 - Transfers Out							
678-966-995.71	Transfers out 679 Health Benefits				250,000	250,000	
Totals for dept 966 - Transfers Out					250,000	250,000	
TOTAL APPROPRIATIONS		505,316	520,889	523,540	758,540	768,550	10,010
NET OF REVENUES/APPROPRIATIONS - FUND 678		466,714	244,833	200,365	33,290	15,350	(17,940)
BEGINNING FUND BALANCE		469,511	936,225	1,181,057	1,181,057	1,214,347	33,290
ENDING FUND BALANCE		936,225	1,181,058	1,381,422	1,214,347	1,229,697	15,350

GL NUMBER	DESCRIPTION	2023-24 ACTIVITY	2024-25 ACTIVITY	2025-26 AMENDED BUDGET	2025-26 PROJECTED BUDGET	2026-27 REQUESTED BUDGET	Change from Prior Year Projected
Fund 679 - Health Benefits Fund							
ESTIMATED REVENUES							
Dept 040 - Revenue Accounts							
679-040-605.50	Health Insurance Revenue	1,977,562	1,757,236	1,857,000	2,100,000	2,100,000	
679-040-605.51	COBRA Insurance Revenue	21,414	9,840	5,000	1,500	1,000	(500)
679-040-605.54	Retiree Health Insurance Revenue		491,156	490,000	483,000	500,000	17,000
679-040-605.55	Dental Insurance Revenue	16					
679-040-605.56	Vision Insurance Revenue		16,429	17,000	10,500	12,000	1,500
679-040-605.57	Health Insurance Revenue OCCDA	192,897	425,969	430,000	453,800	468,000	14,200
679-040-605.59	Vision Insurance Revenue - OCCDA	2,238	4,785	4,800	3,750	4,500	750
679-040-665.00	Interest	19,473	30,602	10,000	15,000	15,000	
679-040-676.00	Reimbursements		7,170		14,500	14,500	
679-040-687.00	Refunds Rebates Miscellaneous	197			46		(46)
Totals for dept 040 - Revenue Accounts		2,213,797	2,743,187	2,813,800	3,082,096	3,115,000	32,904
Dept 931 - Transfers In							
679-931-699.71	Transfers in 678 OPEB/Retiree Benefits				250,000	250,000	
Totals for dept 931 - Transfers In					250,000	250,000	
TOTAL ESTIMATED REVENUES		2,213,797	2,743,187	2,813,800	3,332,096	3,365,000	32,904
APPROPRIATIONS							
Dept 251 - Employee-Retiree Health Insurance Admin							
679-251-712.00	Dental Benefits		5,281				
679-251-801.00	Professional/Contractual	144,778	157,002	160,000	180,400	186,900	6,500
679-251-801.58	Admin Fee BCBS OCCDA		30,804	25,000	35,600	36,500	900
679-251-801.85	Broker Service Fees	43,244	41,400	50,000	43,100	43,200	100
679-251-801.86	Broker Service Fee OCCDA		7,170	9,000	14,500	14,500	
679-251-835.00	Medical Claims	1,665,296	1,233,201	1,650,000	2,600,000	2,000,000	(600,000)
679-251-835.12	Prescription Claims	322,929	267,885	400,000	675,000	525,000	(150,000)
679-251-835.14	Claims Reserve	(304,089)	233,067	200,000			
679-251-835.16	Vision Claims	10,265	11,937	12,000	12,000	12,000	
679-251-835.20	Stoploss Carrier Costs	326,637	447,122	500,000	(480,000)		480,000
679-251-835.21	Stoploss Carrier Costs OCCDA		121,341	125,000	100,000	100,000	
679-251-835.22	Medical Claims OCCDA		229,887	290,000	480,000	450,000	(30,000)
679-251-835.23	Prescription Claims OCCDA		30,643	40,000	50,000	55,000	5,000
679-251-835.25	Vision Claims OCCDA		4,379	4,800	4,800	4,800	
679-251-835.26	Claims Reserve OCCDA		49,225	50,000	(75,000)		75,000
Totals for dept 251 - Employee-Retiree Health Insurance Admin		2,209,060	2,870,344	3,515,800	3,640,400	3,427,900	(212,500)
Dept 966 - Transfers Out							
679-966-995.70	Transfers out 678 OPEB/Retiree Benefits		1,032				
Totals for dept 966 - Transfers Out			1,032				
TOTAL APPROPRIATIONS		2,210,092	2,870,344	3,515,800	3,640,400	3,427,900	(212,500)
NET OF REVENUES/APPROPRIATIONS - FUND 679		3,705	(127,157)	(702,000)	(308,304)	(62,900)	245,404
BEGINNING FUND BALANCE		1,633,994	1,637,700	1,510,543	1,510,543	1,202,239	(308,304)
ENDING FUND BALANCE		1,637,699	1,510,543	808,543	1,202,239	1,139,339	(62,900)